

Invoice No

2024-11

City of Oronoco
PO Box 195
Oronoco, MN 55960
507-367-4405

Bill to: Oronoco Township
13147 18th Ave NW
Oronoco, MN 55960



Item	Quantity	Rate	Sub Total
Eelctric	1	442.63	\$442.63
Oct 2022-July 2024			\$0.00
**see attached sheet			\$0.00
			\$0.00
			\$0.00
			\$0.00
			\$0.00
			\$0.00
			\$0.00



Sales Tax 0.00% \$0.00

Total \$442.63

Please make all checks payable to City of Oronoco.
Total due in 15 days. Overdue accounts subject to a service charge of 5% per month.

Paid:

Electric

Plowing

22-Oct	2082100	\$16.01		
	2082200	\$26.55		
22-Nov	2082100	\$13.20		
	2082200	\$23.20		
22-Dec	2082100	\$13.20	10%	\$0.00
	2082200	\$23.20		
23-Jan	2082100	\$13.20		
	2082200	\$23.20		
23-Feb	2082100	\$14.17		
	2082200	\$24.35	0	
23-Mar	2082100	\$12.91		
	2082200	\$22.86		
23-Apr	2082100	\$12.80		
	2082200	\$25.86		
23-May	2082100	\$13.30		
	2082200	\$26.53		
23-Jun	2082100	\$12.19		
	2082200	\$25.04		
23-Jul	2082100	\$12.82		
	2082200	\$25.89		
23-Aug	2082100	\$13.03		
	2082200	\$26.17		
23-Sep	2082100	\$13.03		
	2082200	\$26.17		
23-Oct	2082100	\$25.15		
	2082200	\$38.29		
23-Nov	2082100	\$13.03		
	2082200	\$26.17		
23-Dec	2082100	\$13.03		
	2082200	\$26.17		
24-Jan	2082100	\$13.03		
	2082200	\$26.17		
24-Feb	2082100	\$13.87		
	2082200	\$27.30		
24-Mar	2082100	\$13.92		
	2082200	\$27.37		
24-Apr	2082100	\$13.87		
	2082200	\$27.30		
24-May	2082100	\$13.16		
	2082200	\$26.35		
24-Jun	2082100	\$13.70		
	2082200	\$27.40		
24-Jul	2082100	\$13.70		
	2082200	\$27.40		

\$885.26

1/2 price

442.63

Account 531603 100-45200-42802

Service Address	Meter Number	Current		Previous		Days	Reading Type	Mult.	kWh Usage
		Meter Rdg	Rdg Date	Meter Rdg	Rdg Date				
310 5 STREET NW	A29179	4933	10/01/2022	4732	09/01/2022	30	ACTUAL	1	201

kWh Use History

PERIOD ENDING	09/2021	09/2022
Avg Daily Temp	63°	62°
Avg Daily kWh	6	6
Avg Daily Cost	2.66	2.92

Detail of Charges

RESIDENTIAL SINGLE-PHASE URBAN METER A29179

BASIC SERVICE CHARGE		30.00
ENERGY CHARGE	201 KWH @ \$.100000	20.10
DEMAND (information only)	1.040 KW	0.00
OUTDOOR LIGHT	45 KWH	10.00
OUTDOOR LED LIGHT	42 KWH	20.00
POWER COST ADJUSTMENT	288 KWH @ \$.025568	7.37
TOTAL ELECTRIC CHARGES		87.47
OPERATION ROUNDUP		0.53
CURRENT CHARGES		88.00
TOTAL ACCOUNT BALANCE		88.00

Account 2033401 100-49400-42801

Service Address	Meter Number	Current		Previous		Days	Reading Type	Mult.	kWh Usage
		Meter Rdg	Rdg Date	Meter Rdg	Rdg Date				
325 5TH STREET SE	H57083	75495	10/01/2022	72971	09/01/2022	30	ACTUAL	1	2524

kWh Use History

PERIOD ENDING	09/2021	09/2022
Avg Daily Temp	63°	62°
Avg Daily kWh	117	84
Avg Daily Cost	27.06	27.00

Detail of Charges

THREE-PHASE MED SERV W/DEMAND METER H57083

BASIC SERVICE CHARGE (3 PHASE WITH DEMAND)		115.00
ENERGY CHARGE	2524 KWH @ \$.061000	153.96
DEMAND CHARGE	38.91 KW @ \$12.25	476.65
POWER COST ADJUSTMENT	2524 KWH @ \$.025568	64.53
TOTAL ELECTRIC CHARGES		810.14
MINNESOTA SALES TAX		55.70
OLMSTED COUNTY SALES TAX		4.05
OPERATION ROUNDUP		0.11
CURRENT CHARGES		870.00
TOTAL ACCOUNT BALANCE		870.00

Account 2082100 100-43002-42802

Service Address	Meter Number	Current		Previous		Days	Reading Type	Mult.	kWh Usage
		Meter Rdg	Rdg Date	Meter Rdg	Rdg Date				
CORNER OF 3RD AVE SW & CTY RD 112-LIGHTS			10/01/2022		09/01/2022	30	REGULAR	0	

kWh Use History

PERIOD ENDING	09/2021	09/2022
Avg Daily Temp	63°	62°
Avg Daily kWh	0	0
Avg Daily Cost	.46	.55

Detail of Charges

OUTDOOR LIGHT	110 KWH	13.20
POWER COST ADJUSTMENT	110 KWH @ \$.025568	2.81
TOTAL ELECTRIC CHARGES		16.01
CURRENT CHARGES		16.01
TOTAL ACCOUNT BALANCE		16.01

Account 2082200 100-43002-42802

Service Address	Meter Number	Current		Previous		Days	Reading Type	Mult.	kWh Usage
		Meter Rdg	Rdg Date	Meter Rdg	Rdg Date				
CORNER OF CTY RD 18 & CTY RD 112-LIGHTS			10/01/2022		09/01/2022	30	REGULAR	0	

kWh Use History

PERIOD ENDING	09/2021	09/2022
Avg Daily Temp	63°	62°
Avg Daily kWh	0	0
Avg Daily Cost	.80	.92

Detail of Charges

OUTDOOR LED LIGHT	21 KWH	10.00
OUTDOOR LIGHT	110 KWH	13.20
POWER COST ADJUSTMENT	131 KWH @ \$.025568	3.35
TOTAL ELECTRIC CHARGES		26.55
CURRENT CHARGES		26.55
TOTAL ACCOUNT BALANCE		26.55

Account 2184100 600-49400-42801

Service Address	Meter Number	Current		Previous		Days	Reading Type	Mult.	kWh Usage
		Meter Rdg	Rdg Date	Meter Rdg	Rdg Date				
COUNTY ROAD 12 - WATER TANK	A33319	968	10/01/2022	0	08/31/2022	31	ACTUAL	1	968

kWh Use History

PERIOD ENDING	09/2021	09/2022
Avg Daily Temp	63°	62°
Avg Daily kWh	34	31
Avg Daily Cost	.00	5.29

Detail of Charges

SINGLE-PHASE SMALL GENERAL SRV	METER A33319	
BASIC SERVICE CHARGE		52.00
ENERGY CHARGE	968 KWH @ \$.090000	87.12
DEMAND (information only)	1.600 KW	0.00
POWER COST ADJUSTMENT	968 KWH @ \$.025568	24.75
TOTAL ELECTRIC CHARGES		163.87
OPERATION ROUNDUP		0.13
CURRENT CHARGES		164.00
TOTAL ACCOUNT BALANCE		164.00

Account 2247100 100-45120-42802

Service Address	Meter Number	Current		Previous		Days	Reading Type	Mult.	kWh Usage
		Meter Rdg	Rdg Date	Meter Rdg	Rdg Date				
757 RIVER PARK PL SE	A13213	1	10/01/2022	0	09/01/2022	30	ACTUAL	1	1

kWh Use History

PERIOD ENDING	09/2021	09/2022
Avg Daily Temp	63°	62°
Avg Daily kWh	0	0
Avg Daily Cost	.00	1.74

Detail of Charges

SINGLE-PHASE SMALL GENERAL SRV	METER A13213	
BASIC SERVICE CHARGE		52.00
ENERGY CHARGE	1 KWH @ \$.090000	0.09
POWER COST ADJUSTMENT	1 KWH @ \$.025568	0.03
TOTAL ELECTRIC CHARGES		52.12
CURRENT CHARGES		52.12
TOTAL ACCOUNT BALANCE		52.12



Account 2033401 100-49210-42801

Service Address	Meter Number	Current		Previous		Days	Reading Type	Mult.	kWh Usage
		Meter Rdg	Rdg Date	Meter Rdg	Rdg Date				
325 5TH STREET SE	H57083	78101	11/01/2022	75495	10/01/2022	31	ACTUAL	1	2606

kWh Use History

Month	kWh Usage
Oct	2310
Nov	2256
Dec	3012
Jan	3556
Feb	2560
Mar	2749
Apr	2605
May	2749
Jun	2997
Jul	4246
Aug	3832
Sep	2524
Oct	2606

PERIOD ENDING	10/2021	10/2022
Avg Daily Temp	52°	48°
Avg Daily kWh	74	84
Avg Daily Cost	23.81	24.76

Detail of Charges

THREE-PHASE MED SERV W/DEMAND METER H57083

BASIC SERVICE CHARGE (3 PHASE WITH DEMAND)	115.00
ENERGY CHARGE 2606 KWH @ \$.061000	158.97
DEMAND CHARGE 40.29 KW @ \$12.25	493.59
TOTAL ELECTRIC CHARGES	767.56
MINNESOTA SALES TAX	52.77
OLMSTED COUNTY SALES TAX	3.84
OPERATION ROUNDUP	0.83
CURRENT CHARGES	825.00
TOTAL ACCOUNT BALANCE	825.00

Account 2082100 100-43002-42802

Service Address	Meter Number	Current		Previous		Days	Reading Type	Mult.	kWh Usage
		Meter Rdg	Rdg Date	Meter Rdg	Rdg Date				
CORNER OF 3RD AVE SW & CTY RD 112-LIGHTS			11/01/2022		10/01/2022	31	REGULAR	0	

kWh Use History

Month	kWh Usage
Oct	0
Nov	0
Dec	0
Jan	0
Feb	0
Mar	0
Apr	0
May	0
Jun	0
Jul	0
Aug	0
Sep	0
Oct	0

PERIOD ENDING	10/2021	10/2022
Avg Daily Temp	53°	48°
Avg Daily kWh	0	0
Avg Daily Cost	.44	.44

Detail of Charges

OUTDOOR LIGHT 110 KWH	13.20
TOTAL ELECTRIC CHARGES	13.20
CURRENT CHARGES	13.20
TOTAL ACCOUNT BALANCE	13.20

Account 2082200 100-43002-42802

Service Address	Meter Number	Current		Previous		Days	Reading Type	Mult.	kWh Usage
		Meter Rdg	Rdg Date	Meter Rdg	Rdg Date				
CORNER OF CTY RD 18 & CTY RD 112-LIGHTS			11/01/2022		10/01/2022	31	REGULAR	0	

kWh Use History

Month	kWh Usage
Oct	0
Nov	0
Dec	0
Jan	0
Feb	0
Mar	0
Apr	0
May	0
Jun	0
Jul	0
Aug	0
Sep	0
Oct	0

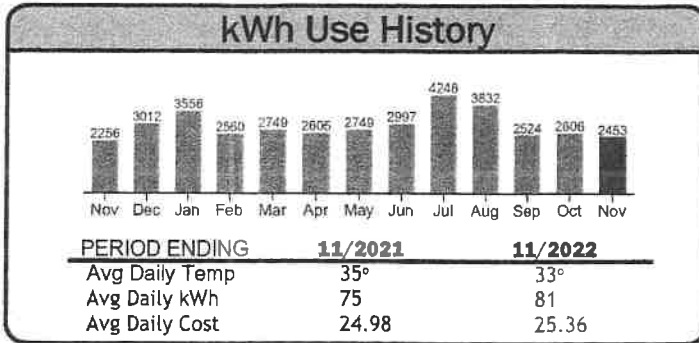
PERIOD ENDING	10/2021	10/2022
Avg Daily Temp	53°	48°
Avg Daily kWh	0	0
Avg Daily Cost	.77	.77

Detail of Charges

OUTDOOR LED LIGHT 21 KWH	10.00
OUTDOOR LIGHT 110 KWH	13.20
TOTAL ELECTRIC CHARGES	23.20
CURRENT CHARGES	23.20
TOTAL ACCOUNT BALANCE	23.20

Account 2033401 *603-4940-42801*

Service Address	Meter Number	Current		Previous		Days	Reading Type	Mult.	kWh Usage
		Meter Rdg	Rdg Date	Meter Rdg	Rdg Date				
325 5TH STREET SE	H57083	80554	12/01/2022	78101	11/01/2022	30	ACTUAL	1	2453



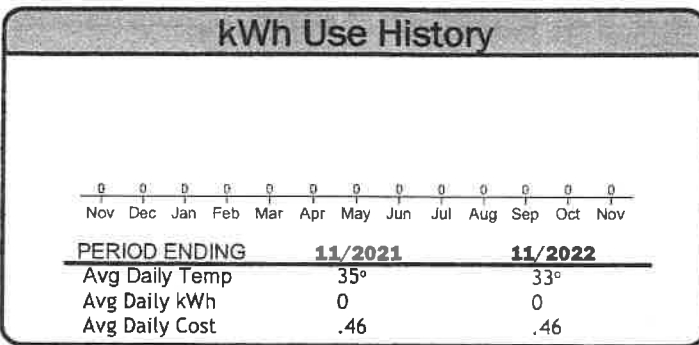
Detail of Charges

METER H57083

THREE-PHASE MED SERV W/DEMAND		
BASIC SERVICE CHARGE (3 PHASE WITH DEMAND)		115.00
ENERGY CHARGE	2453 KWH @ \$.061000	149.63
DEMAND CHARGE	40.51 KW @ \$12.25	496.22
TOTAL ELECTRIC CHARGES		760.85
MINNESOTA SALES TAX		52.31
OLMSTED COUNTY SALES TAX		3.80
OPERATION ROUNDUP		0.04
CURRENT CHARGES		817.00
TOTAL ACCOUNT BALANCE		817.00

Account 2082100 *100-43002-42802*

Service Address	Meter Number	Current		Previous		Days	Reading Type	Mult.	kWh Usage
		Meter Rdg	Rdg Date	Meter Rdg	Rdg Date				
CORNER OF 3RD AVE SW & CTY RD 112-LIGHTS			12/01/2022		11/01/2022	30	REGULAR	0	

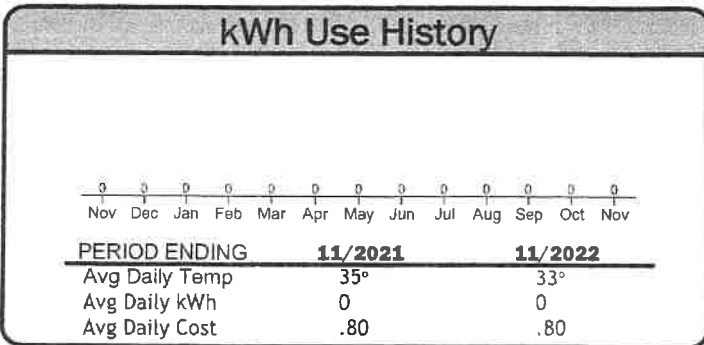


Detail of Charges

OUTDOOR LIGHT	110 KWH	13.20
TOTAL ELECTRIC CHARGES		13.20
CURRENT CHARGES		13.20
TOTAL ACCOUNT BALANCE		13.20

Account 2082200 *100-43002-42802*

Service Address	Meter Number	Current		Previous		Days	Reading Type	Mult.	kWh Usage
		Meter Rdg	Rdg Date	Meter Rdg	Rdg Date				
CORNER OF CTY RD 18 & CTY RD 112-LIGHTS			12/01/2022		11/01/2022	30	REGULAR	0	



Detail of Charges

OUTDOOR LED LIGHT	21 KWH	10.00
OUTDOOR LIGHT	110 KWH	13.20
TOTAL ELECTRIC CHARGES		23.20
CURRENT CHARGES		23.20
TOTAL ACCOUNT BALANCE		23.20

Account 2033401 1000-49400-42501

Service Address	Meter Number	Current		Previous		Days	Reading Type	Mult.	kWh Usage
		Meter Rdg	Rdg Date	Meter Rdg	Rdg Date				
325 5TH STREET SE	H57083	83414	01/01/2023	80554	12/01/2022	31	ACTUAL	1	2860

kWh Use History

Month	kWh Usage
Dec	3012
Jan	3556
Feb	2560
Mar	2749
Apr	2605
May	2749
Jun	2997
Jul	4248
Aug	3632
Sep	2524
Oct	2606
Nov	2453
Dec	2860

PERIOD ENDING	12/2021	12/2022
Avg Daily Temp	24°	17°
Avg Daily kWh	97	92
Avg Daily Cost	26.53	25.66

Detail of Charges

THREE-PHASE MED SERV W/DEMAND METER H57083

BASIC SERVICE CHARGE (3 PHASE WITH DEMAND)	115.00
ENERGY CHARGE 2860 KWH @ \$.061000	174.46
DEMAND CHARGE 41.30 KW @ \$12.25	505.94
TOTAL ELECTRIC CHARGES	795.40
MINNESOTA SALES TAX	54.68
OLMSTED COUNTY SALES TAX	3.98
OPERATION ROUNDUP	0.97
CURRENT CHARGES	855.03
TOTAL ACCOUNT BALANCE	955.00

Past Due Balance \$99.97

Account 2082100 100-43002-42802

Service Address	Meter Number	Current		Previous		Days	Reading Type	Mult.	kWh Usage
		Meter Rdg	Rdg Date	Meter Rdg	Rdg Date				
CORNER OF 3RD AVE SW & CTY RD 112-LIGHTS			01/01/2023		12/01/2022	31	REGULAR	0	

kWh Use History

Month	kWh Usage
Dec	0
Jan	0
Feb	0
Mar	0
Apr	0
May	0
Jun	0
Jul	0
Aug	0
Sep	0
Oct	0
Nov	0
Dec	0

PERIOD ENDING	12/2021	12/2022
Avg Daily Temp	25°	17°
Avg Daily kWh	0	0
Avg Daily Cost	.44	.44

Detail of Charges

OUTDOOR LIGHT 110 KWH	13.20
TOTAL ELECTRIC CHARGES	13.20
CURRENT CHARGES	13.20
TOTAL ACCOUNT BALANCE	13.20

Account 2082200 100-43002-42802

Service Address	Meter Number	Current		Previous		Days	Reading Type	Mult.	kWh Usage
		Meter Rdg	Rdg Date	Meter Rdg	Rdg Date				
CORNER OF CTY RD 18 & CTY RD 112-LIGHTS			01/01/2023		12/01/2022	31	REGULAR	0	

kWh Use History

Month	kWh Usage
Dec	0
Jan	0
Feb	0
Mar	0
Apr	0
May	0
Jun	0
Jul	0
Aug	0
Sep	0
Oct	0
Nov	0
Dec	0

PERIOD ENDING	12/2021	12/2022
Avg Daily Temp	25°	17°
Avg Daily kWh	0	0
Avg Daily Cost	.78	.77

Detail of Charges

OUTDOOR LED LIGHT 21 KWH	10.00
OUTDOOR LIGHT 110 KWH	13.20
TOTAL ELECTRIC CHARGES	23.20
CURRENT CHARGES	23.20
TOTAL ACCOUNT BALANCE	23.20

Account 2033401 *1000-49400-42801*

Service Address	Meter Number	Current		Previous		Days	Reading Type	Mult.	kWh Usage
		Meter Rdg	Rdg Date	Meter Rdg	Rdg Date				
325 5TH STREET SE	H57083	85949	02/01/2023	83414	01/01/2023	31	ACTUAL	1	2535

kWh Use History

Month	kWh Usage
Jan	3556
Feb	2560
Mar	2749
Apr	2605
May	2749
Jun	2997
Jul	4246
Aug	3832
Sep	2524
Oct	2606
Nov	2453
Dec	2860
Jan	2535

PERIOD ENDING	01/2022	01/2023
Avg Daily Temp	10°	19°
Avg Daily kWh	114	81
Avg Daily Cost	27.65	25.59

Detail of Charges

THREE-PHASE MED SERV W/DEMAND	METER H57083	
BASIC SERVICE CHARGE (3 PHASE WITH DEMAND)		115.00
ENERGY CHARGE	2535 KWH @ \$.061000	154.64
DEMAND CHARGE	40.93 KW @ \$12.25	501.37
POWER COST ADJUSTMENT	2535 KWH @ \$.008790	22.28
TOTAL ELECTRIC CHARGES		793.29
MINNESOTA SALES TAX		54.54
OLMSTED COUNTY SALES TAX		3.97
OPERATION ROUNDUP		0.08
CURRENT CHARGES		851.88
TOTAL ACCOUNT BALANCE		958.00

Past Due Balance \$106.12

Account 2082100 *100-43002-42802*

Service Address	Meter Number	Current		Previous		Days	Reading Type	Mult.	kWh Usage
		Meter Rdg	Rdg Date	Meter Rdg	Rdg Date				
CORNER OF 3RD AVE SW & CTY RD 112-LIGHTS			02/01/2023		01/01/2023	31	REGULAR	0	

kWh Use History

Month	kWh Usage
Jan	0
Feb	0
Mar	0
Apr	0
May	0
Jun	0
Jul	0
Aug	0
Sep	0
Oct	0
Nov	0
Dec	0
Jan	0

PERIOD ENDING	01/2022	01/2023
Avg Daily Temp	9°	19°
Avg Daily kWh	0	0
Avg Daily Cost	.44	.47

Detail of Charges

OUTDOOR LIGHT	110 KWH	13.20
POWER COST ADJUSTMENT	110 KWH @ \$.008790	0.97
TOTAL ELECTRIC CHARGES		14.17
CURRENT CHARGES		14.17
TOTAL ACCOUNT BALANCE		14.17

Account 2082200 *100-43002-42802*

Service Address	Meter Number	Current		Previous		Days	Reading Type	Mult.	kWh Usage
		Meter Rdg	Rdg Date	Meter Rdg	Rdg Date				
CORNER OF CTY RD 18 & CTY RD 112-LIGHTS			02/01/2023		01/01/2023	31	REGULAR	0	

kWh Use History

Month	kWh Usage
Jan	0
Feb	0
Mar	0
Apr	0
May	0
Jun	0
Jul	0
Aug	0
Sep	0
Oct	0
Nov	0
Dec	0
Jan	0

PERIOD ENDING	01/2022	01/2023
Avg Daily Temp	9°	19°
Avg Daily kWh	0	0
Avg Daily Cost	.78	.81

Detail of Charges

OUTDOOR LED LIGHT	21 KWH	10.00
OUTDOOR LIGHT	110 KWH	13.20
POWER COST ADJUSTMENT	131 KWH @ \$.008790	1.15
TOTAL ELECTRIC CHARGES		24.35
CURRENT CHARGES		24.35
TOTAL ACCOUNT BALANCE		24.35

Account 2033401 *100-4940-42801*

Service Address	Meter Number	Current		Previous		Days	Reading Type	Mult.	kWh Usage
		Meter Rdg	Rdg Date	Meter Rdg	Rdg Date				
325 5TH STREET SE	H57083	88315	03/01/2023	85949	02/01/2023	28	ACTUAL	1	2366

kWh Use History

Month	kWh Usage
Feb	2560
Mar	2749
Apr	2605
May	2749
Jun	2997
Jul	4246
Aug	3832
Sep	2524
Oct	2806
Nov	2453
Dec	2860
Jan	2535
Feb	2366

PERIOD ENDING	02/2022	02/2023
Avg Daily Temp	14°	20°
Avg Daily kWh	91	84
Avg Daily Cost	25.15	27.05

Detail of Charges

THREE-PHASE MED SERV W/DEMAND	METER H57083	
BASIC SERVICE CHARGE (3 PHASE WITH DEMAND)		115.00
ENERGY CHARGE	2366 KWH @ \$.061000	144.33
DEMAND CHARGE	41.17 KW @ \$12.25	504.36
POWER COST ADJUSTMENT	2366 KWH @ \$-.002604	6.16 CR
TOTAL ELECTRIC CHARGES		757.53
MINNESOTA SALES TAX		52.08
OLMSTED COUNTY SALES TAX		3.79
OPERATION ROUNDUP		0.60
CURRENT CHARGES		814.00
TOTAL ACCOUNT BALANCE		814.00

Account 2082100 *100-43002-42802*

Service Address	Meter Number	Current		Previous		Days	Reading Type	Mult.	kWh Usage
		Meter Rdg	Rdg Date	Meter Rdg	Rdg Date				
CORNER OF 3RD AVE SW & CTY RD 112-LIGHTS			03/01/2023		02/01/2023	28	REGULAR	0	

kWh Use History

Month	kWh Usage
Feb	0
Mar	0
Apr	0
May	0
Jun	0
Jul	0
Aug	0
Sep	0
Oct	0
Nov	0
Dec	0
Jan	0
Feb	0

PERIOD ENDING	02/2022	02/2023
Avg Daily Temp	14°	20°
Avg Daily kWh	0	0
Avg Daily Cost	.53	.48

Detail of Charges

OUTDOOR LIGHT	110 KWH	13.20
POWER COST ADJUSTMENT	110 KWH @ \$-.002604	0.29 CR
TOTAL ELECTRIC CHARGES		12.91
CURRENT CHARGES		12.91
TOTAL ACCOUNT BALANCE		12.91

Account 2082200 *100-43002-42802*

Service Address	Meter Number	Current		Previous		Days	Reading Type	Mult.	kWh Usage
		Meter Rdg	Rdg Date	Meter Rdg	Rdg Date				
CORNER OF CTY RD 18 & CTY RD 112-LIGHTS			03/01/2023		02/01/2023	28	REGULAR	0	

kWh Use History

Month	kWh Usage
Feb	0
Mar	0
Apr	0
May	0
Jun	0
Jul	0
Aug	0
Sep	0
Oct	0
Nov	0
Dec	0
Jan	0
Feb	0

PERIOD ENDING	02/2022	02/2023
Avg Daily Temp	14°	20°
Avg Daily kWh	0	0
Avg Daily Cost	.91	.85

Detail of Charges

OUTDOOR LED LIGHT	21 KWH	10.00
OUTDOOR LIGHT	110 KWH	13.20
POWER COST ADJUSTMENT	131 KWH @ \$-.002604	0.34 CR
TOTAL ELECTRIC CHARGES		22.86
CURRENT CHARGES		22.86
TOTAL ACCOUNT BALANCE		22.86

Account 2033401 *100-49400-42801*

Service Address	Meter Number	Current		Previous		Days	Reading Type	Mult.	kWh Usage
		Meter Rdg	Rdg Date	Meter Rdg	Rdg Date				
325 5TH STREET SE	H57083	90739	04/01/2023	88315	03/01/2023	31	ACTUAL	1	2424

kWh Use History

Month	kWh Usage
Mar	2749
Apr	2605
May	2749
Jun	2997
Jul	4245
Aug	3632
Sep	2524
Oct	2606
Nov	2453
Dec	2800
Jan	2535
Feb	2366
Mar	2424

PERIOD ENDING	03/2022	03/2023
Avg Daily Temp	32°	29°
Avg Daily kWh	88	78
Avg Daily Cost	22.41	24.02

Detail of Charges

MED GEN DEMAND SVC - THREE PH	METER H57083	
BASIC SERVICE CHARGE (3 PHASE WITH DEMAND)		115.00
ENERGY CHARGE	2424 KWH @ \$.061000	147.86
DEMAND CHARGE	40.05 KW @ \$12.25	490.59
POWER COST ADJUSTMENT	2424 KWH @ \$-.003621	8.78 CR
TOTAL ELECTRIC CHARGES		744.67
MINNESOTA SALES TAX		51.20
OLMSTED COUNTY SALES TAX		3.72
OPERATION ROUNDUP		0.57
CURRENT CHARGES		800.16
TOTAL ACCOUNT BALANCE		903.00

Past Due Balance \$102.84

Account 2082100 *100-43002-42802*

Service Address	Meter Number	Current		Previous		Days	Reading Type	Mult.	kWh Usage
		Meter Rdg	Rdg Date	Meter Rdg	Rdg Date				
2ND AVE SE & MINNESOTA AVE			04/01/2023		03/01/2023	31	REGULAR	0	

kWh Use History

Month	kWh Usage
Mar	0
Apr	0
May	0
Jun	0
Jul	0
Aug	0
Sep	0
Oct	0
Nov	0
Dec	0
Jan	0
Feb	0
Mar	0

PERIOD ENDING	03/2022	03/2023
Avg Daily Temp	32°	29°
Avg Daily kWh	0	0
Avg Daily Cost	.47	.43

Detail of Charges

OUTDOOR LIGHT	110 KWH	13.20
POWER COST ADJUSTMENT	110 KWH @ \$-.003621	0.40 CR
TOTAL ELECTRIC CHARGES		12.80
CURRENT CHARGES		12.80
TOTAL ACCOUNT BALANCE		12.80

Account 2082200 *100-43002-42802*

Service Address	Meter Number	Current		Previous		Days	Reading Type	Mult.	kWh Usage
		Meter Rdg	Rdg Date	Meter Rdg	Rdg Date				
CORNER OF MN AVE & CO RD 112			04/01/2023		03/01/2023	31	REGULAR	0	

kWh Use History

Month	kWh Usage
Mar	0
Apr	0
May	0
Jun	0
Jul	0
Aug	0
Sep	0
Oct	0
Nov	0
Dec	0
Jan	0
Feb	0
Mar	0

PERIOD ENDING	03/2022	03/2023
Avg Daily Temp	32°	29°
Avg Daily kWh	0	0
Avg Daily Cost	.81	.86

Detail of Charges

OUTDOOR LED LIGHT	38 KWH	13.20
OUTDOOR LIGHT	110 KWH	13.20
POWER COST ADJUSTMENT	148 KWH @ \$-.003621	0.54 CR
TOTAL ELECTRIC CHARGES		25.86
CURRENT CHARGES		25.86
TOTAL ACCOUNT BALANCE		25.86

Account 531603 100-45120-42802

Service Address	Meter Number	Current		Previous		Days	Reading Type	Mult.	kWh Usage
		Meter Rdg	Rdg Date	Meter Rdg	Rdg Date				
310 5 STREET NW	A29179	4967	05/01/2023	4967	04/01/2023	30	ACTUAL	1	0

kWh Use History

PERIOD ENDING	04/2022	04/2023
Avg Daily Temp	40°	45°
Avg Daily kWh	0	0
Avg Daily Cost	1.98	2.00

Detail of Charges

METER A29179

RESIDENTIAL - URBAN BASIC SERVICE CHARGE		30.00
OUTDOOR LED LIGHT	63 KWH	30.00
POWER COST ADJUSTMENT	63 KWH @ \$.000900	0.06
TOTAL ELECTRIC CHARGES		60.06
OPERATION ROUNDUP		0.94
CURRENT CHARGES		61.00
TOTAL ACCOUNT BALANCE		61.00

Account 2033401 100-49400-42801

Service Address	Meter Number	Current		Previous		Days	Reading Type	Mult.	kWh Usage
		Meter Rdg	Rdg Date	Meter Rdg	Rdg Date				
325 5TH STREET SE	H57083	94061	05/01/2023	90739	04/01/2023	30	ACTUAL	1	3322

kWh Use History

PERIOD ENDING	04/2022	04/2023
Avg Daily Temp	40°	45°
Avg Daily kWh	86	110
Avg Daily Cost	21.00	26.87

Detail of Charges

METER H57083

MED GEN DEMAND SVC - THREE PH BASIC SERVICE CHARGE (3 PHASE WITH DEMAND)		115.00
ENERGY CHARGE	3322 KWH @ \$.061000	202.64
DEMAND CHARGE	39.63 KW @ \$12.25	485.44
POWER COST ADJUSTMENT	3322 KWH @ \$.000900	2.99
TOTAL ELECTRIC CHARGES		806.07
MINNESOTA SALES TAX		55.42
OLMSTED COUNTY SALES TAX		4.03
OPERATION ROUNDUP		0.48
CURRENT CHARGES		866.00
TOTAL ACCOUNT BALANCE		866.00

Account 2082100 100-43002-42802

Service Address	Meter Number	Current		Previous		Days	Reading Type	Mult.	kWh Usage
		Meter Rdg	Rdg Date	Meter Rdg	Rdg Date				
2ND AVE SE & MINNESOTA AVE			05/01/2023		04/01/2023	30	REGULAR	0	

kWh Use History

PERIOD ENDING	04/2022	04/2023
Avg Daily Temp	40°	45°
Avg Daily kWh	0	0
Avg Daily Cost	.42	.46

Detail of Charges

OUTDOOR LIGHT	110 KWH	13.20
POWER COST ADJUSTMENT	110 KWH @ \$.000900	0.10
TOTAL ELECTRIC CHARGES		13.30
CURRENT CHARGES		13.30
TOTAL ACCOUNT BALANCE		13.30

Account 2082200 100-43602-42802

Service Address	Meter Number	Current		Previous		Days	Reading Type	Mult.	kWh Usage
		Meter Rdg	Rdg Date	Meter Rdg	Rdg Date				
CORNER OF MN AVE & CO RD 112			05/01/2023		04/01/2023	30	REGULAR	0	

kWh Use History

PERIOD ENDING	04/2022	04/2023
Avg Daily Temp	40°	45°
Avg Daily kWh	0	0
Avg Daily Cost	.76	.91

Detail of Charges

OUTDOOR LED LIGHT	38 KWH	13.20
OUTDOOR LIGHT	110 KWH	13.20
POWER COST ADJUSTMENT	148 KWH @ \$.000900	0.13
TOTAL ELECTRIC CHARGES		26.53
CURRENT CHARGES		26.53
TOTAL ACCOUNT BALANCE		26.53

Account 2033401 *100-49400-42501*

Service Address	Meter Number	Current		Previous		Days	Reading Type	Mult.	kWh Usage
		Meter Rdg	Rdg Date	Meter Rdg	Rdg Date				
325 5TH STREET SE	H57083	95717	06/01/2023	94061	05/01/2023	31	ACTUAL	1	1656

kWh Use History

Month	kWh Usage
May	2749
Jun	2997
Jul	4246
Aug	3832
Sep	2524
Oct	2896
Nov	2453
Dec	2860
Jan	2535
Feb	2366
Mar	2424
Apr	3322
May	1656

PERIOD ENDING	05/2022	05/2023
Avg Daily Temp	59°	61°
Avg Daily kWh	88	53
Avg Daily Cost	25.80	24.10

Detail of Charges

MED GEN DEMAND SVC - THREE PH	METER H57083	
BASIC SERVICE CHARGE (3 PHASE WITH DEMAND)		122.50
ENERGY CHARGE	1656 KWH @ \$.063000	104.33
DEMAND CHARGE	39.66 KW @ \$13.50	535.36
POWER COST ADJUSTMENT	1656 KWH @ \$.009181	15.20 CR
TOTAL ELECTRIC CHARGES		746.99
MINNESOTA SALES TAX		51.36
OLMSTED COUNTY SALES TAX		3.73
OPERATION ROUNDUP		0.92
CURRENT CHARGES		803.00
TOTAL ACCOUNT BALANCE		803.00

Account 2082100 *100-43002-42802*

Service Address	Meter Number	Current		Previous		Days	Reading Type	Mult.	kWh Usage
		Meter Rdg	Rdg Date	Meter Rdg	Rdg Date				
2ND AVE SE & MINNESOTA AVE			06/01/2023		05/01/2023	31	REGULAR	0	

kWh Use History

Month	kWh Usage
May	0
Jun	0
Jul	0
Aug	0
Sep	0
Oct	0
Nov	0
Dec	0
Jan	0
Feb	0
Mar	0
Apr	0
May	0

PERIOD ENDING	05/2022	05/2023
Avg Daily Temp	59°	61°
Avg Daily kWh	0	0
Avg Daily Cost	.46	.41

Detail of Charges

OUTDOOR LIGHT	110 KWH	13.20
POWER COST ADJUSTMENT	110 KWH @ \$.009181	1.01 CR
TOTAL ELECTRIC CHARGES		12.19
CURRENT CHARGES		12.19
TOTAL ACCOUNT BALANCE		12.19

Account 2082200 *100-43002-42802*

Service Address	Meter Number	Current		Previous		Days	Reading Type	Mult.	kWh Usage
		Meter Rdg	Rdg Date	Meter Rdg	Rdg Date				
CORNER OF MN AVE & CO RD 112			06/01/2023		05/01/2023	31	REGULAR	0	

kWh Use History

Month	kWh Usage
May	0
Jun	0
Jul	0
Aug	0
Sep	0
Oct	0
Nov	0
Dec	0
Jan	0
Feb	0
Mar	0
Apr	0
May	0

PERIOD ENDING	05/2022	05/2023
Avg Daily Temp	59°	61°
Avg Daily kWh	0	0
Avg Daily Cost	.80	.83

Detail of Charges

OUTDOOR LED LIGHT	38 KWH	13.20
OUTDOOR LIGHT	110 KWH	13.20
POWER COST ADJUSTMENT	148 KWH @ \$.009181	1.36 CR
TOTAL ELECTRIC CHARGES		25.04
CURRENT CHARGES		25.04
TOTAL ACCOUNT BALANCE		25.04

Account 2184100 *100-49400-42501*

Service Address	Meter Number	Current		Previous		Days	Reading Type	Mult.	kWh Usage
		Meter Rdg	Rdg Date	Meter Rdg	Rdg Date				
COUNTY ROAD 12 - WATER TANK	A33319	13156	06/01/2023	11684	05/01/2023	31	ACTUAL	1	1472

kWh Use History

Month	kWh Usage
May	469
Jun	681
Jul	921
Aug	957
Sep	966
Oct	1021
Nov	1330
Dec	1732
Jan	1789
Feb	1601
Mar	1717
Apr	1546
May	1472

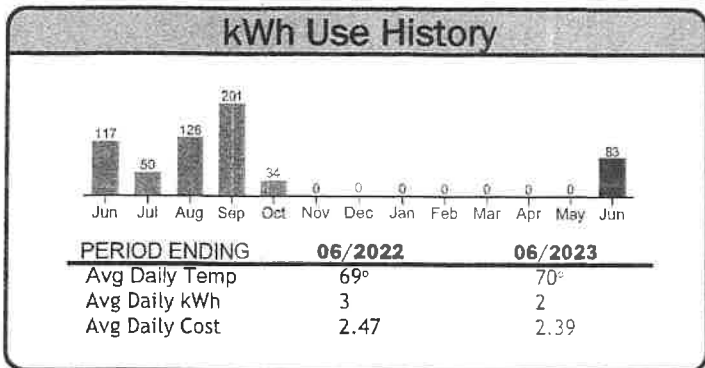
PERIOD ENDING	05/2022	05/2023
Avg Daily Temp	59°	61°
Avg Daily kWh	15	47
Avg Daily Cost	3.29	5.76

Detail of Charges

SM GENERAL SERVICE - SINGLE PH	METER A33319	
BASIC SERVICE CHARGE		53.70
ENERGY CHARGE	1472 KWH @ \$.094000	138.37
DEMAND (information only)	2.740 KW	0.00
POWER COST ADJUSTMENT	1472 KWH @ \$.009181	13.51 CR
TOTAL ELECTRIC CHARGES		178.56
OPERATION ROUNDUP		0.44
CURRENT CHARGES		179.00
TOTAL ACCOUNT BALANCE		179.00

Account 531603 100 - 45120 - 42802

Service Address	Meter Number	Current		Previous		Days	Reading Type	Mult.	kWh Usage
		Meter Rdg	Rdg Date	Meter Rdg	Rdg Date				
310 5 STREET NW	A29179	5050	07/01/2023	4967	06/01/2023	30	ACTUAL	1	83



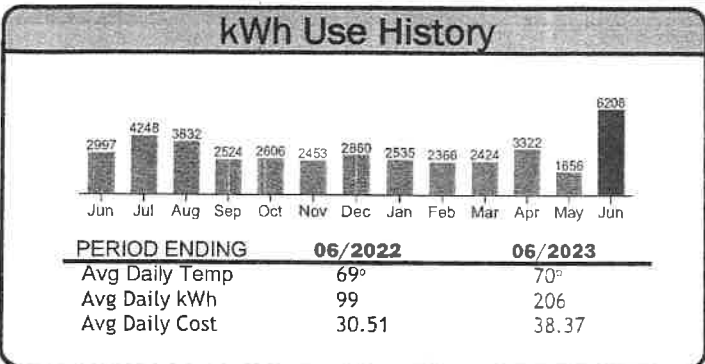
Detail of Charges

METER A29179

RESIDENTIAL - URBAN		
BASIC SERVICE CHARGE		32.00
ENERGY CHARGE	83 KWH @ \$.124000	10.29
DEMAND (information only)	2.410 KW	0.00
OUTDOOR LED LIGHT	63 KWH	30.00
POWER COST ADJUSTMENT	146 KWH @ \$-.003496	0.50 CR
TOTAL ELECTRIC CHARGES		71.79
OPERATION ROUNDUP		0.21
CURRENT CHARGES		72.00
TOTAL ACCOUNT BALANCE		72.00

Account 2033401 100 - 49400 - 42801

Service Address	Meter Number	Current		Previous		Days	Reading Type	Mult.	kWh Usage
		Meter Rdg	Rdg Date	Meter Rdg	Rdg Date				
325 5TH STREET SE	H57083	1925	07/01/2023	95717	06/01/2023	30	ACTUAL	1	6208



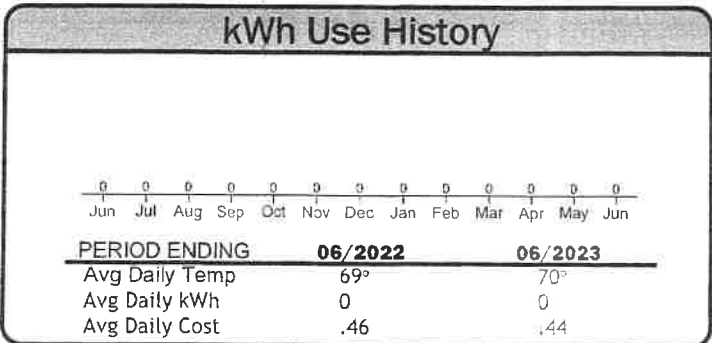
Detail of Charges

METER H57083

MED GEN DEMAND SVC - THREE PH		
BASIC SERVICE CHARGE (3 PHASE WITH DEMAND)		122.50
ENERGY CHARGE	6208 KWH @ \$.063000	391.10
DEMAND CHARGE	38.78 KW @ \$17.00	659.19
POWER COST ADJUSTMENT	6208 KWH @ \$-.003496	21.70 CR
TOTAL ELECTRIC CHARGES		1,151.09
MINNESOTA SALES TAX		79.14
OLMSTED COUNTY SALES TAX		5.76
OPERATION ROUNDUP		0.01
CURRENT CHARGES		1,236.00
TOTAL ACCOUNT BALANCE		1,236.00

Account 2082100 100 - 43002 - 42802

Service Address	Meter Number	Current		Previous		Days	Reading Type	Mult.	kWh Usage
		Meter Rdg	Rdg Date	Meter Rdg	Rdg Date				
2ND AVE SE & MINNESOTA AVE			07/01/2023		06/01/2023	30	REGULAR	0	



Detail of Charges

OUTDOOR LIGHT	110 KWH	13.20
POWER COST ADJUSTMENT	110 KWH @ \$-.003496	0.38 CR
TOTAL ELECTRIC CHARGES		12.82
CURRENT CHARGES		12.82
TOTAL ACCOUNT BALANCE		12.82

Account 2082200 100-43002-42802

Service Address	Meter Number	Current		Previous		Days	Reading Type	Mult.	kWh Usage
		Meter Rdg	Rdg Date	Meter Rdg	Rdg Date				
CORNER OF MN AVE & CO RD 112			07/01/2023		06/01/2023	30	REGULAR	0	

kWh Use History

PERIOD ENDING	06/2022	06/2023
Avg Daily Temp	69°	70°
Avg Daily kWh	0	0
Avg Daily Cost	.80	.89

Detail of Charges

OUTDOOR LED LIGHT	38 KWH	13.20
OUTDOOR LIGHT	110 KWH	13.20
POWER COST ADJUSTMENT	148 KWH @ \$.003496	0.51 CR
TOTAL ELECTRIC CHARGES		25.89
CURRENT CHARGES		25.89
TOTAL ACCOUNT BALANCE		25.89

Account 2184100 600-49400-42801

Service Address	Meter Number	Current		Previous		Days	Reading Type	Mult.	kWh Usage
		Meter Rdg	Rdg Date	Meter Rdg	Rdg Date				
COUNTY ROAD 12 - WATER TANK	A33319	14490	07/01/2023	13156	06/01/2023	30	ACTUAL	1	1334

kWh Use History

PERIOD ENDING	06/2022	06/2023
Avg Daily Temp	69°	70°
Avg Daily kWh	22	44
Avg Daily Cost	4.48	6.70

Detail of Charges

SM GENERAL SERVICE - SINGLE PH	METER A33319	
BASIC SERVICE CHARGE		53.70
ENERGY CHARGE	1334 KWH @ \$.114000	152.08
DEMAND (information only)	2.860 KW	0.00
POWER COST ADJUSTMENT	1334 KWH @ \$.003496	4.66 CR
TOTAL ELECTRIC CHARGES		201.12
OPERATION ROUNDUP		0.88
CURRENT CHARGES		202.00
TOTAL ACCOUNT BALANCE		202.00

Account 2247100 100-45120-42802

Service Address	Meter Number	Current		Previous		Days	Reading Type	Mult.	kWh Usage
		Meter Rdg	Rdg Date	Meter Rdg	Rdg Date				
757 RIVER PARK PL SE	A13213	1	07/01/2023	1	06/01/2023	30	ACTUAL	1	0

kWh Use History

PERIOD ENDING	06/2022	06/2023
Avg Daily Temp	69°	70°
Avg Daily kWh	0	0
Avg Daily Cost	1.73	1.79

Detail of Charges

SM GENERAL SERVICE - SINGLE PH	METER A13213	
BASIC SERVICE CHARGE		53.70
TOTAL ELECTRIC CHARGES		53.70
CURRENT CHARGES		53.70
TOTAL ACCOUNT BALANCE		53.70

Account 2270400 100-45122-42802

Service Address	Meter Number	Current		Previous		Days	Reading Type	Mult.	kWh Usage
		Meter Rdg	Rdg Date	Meter Rdg	Rdg Date				
115 2ND ST NW	A28872	45695	07/01/2023	44897	06/01/2023	30	ACTUAL	1	798

kWh Use History

PERIOD ENDING	06/2022	06/2023
Avg Daily Temp	69°	70°
Avg Daily kWh	25	26
Avg Daily Cost	4.83	4.73

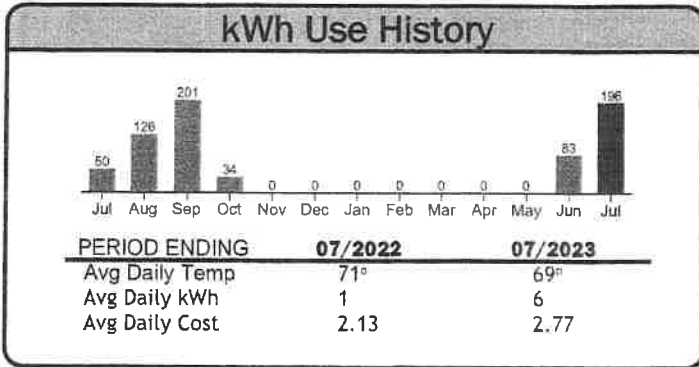
Detail of Charges

SM GENERAL SERVICE - SINGLE PH	METER A28872	
BASIC SERVICE CHARGE		53.70
ENERGY CHARGE	798 KWH @ \$.114000	90.97
DEMAND (information only)	6.790 KW	0.00
POWER COST ADJUSTMENT	798 KWH @ \$.003496	2.79 CR
TOTAL ELECTRIC CHARGES		141.88
MINNESOTA SALES TAX		9.75
OLMSTED COUNTY SALES TAX		0.71
OPERATION ROUNDUP		0.66
CURRENT CHARGES		153.00
TOTAL ACCOUNT BALANCE		153.00



Account 531603 100-46122-42802

Service Address	Meter Number	Current		Previous		Days	Reading Type	Mult.	kWh Usage	Meter Configuration
		Meter Rdg	Rdg Date	Meter Rdg	Rdg Date					
310 5 STREET NW	A29179	5246	08/01/2023	5050	07/01/2023	31	ACTUAL	1	196	

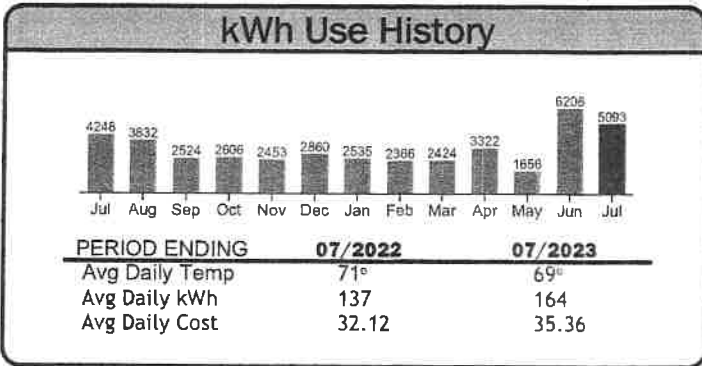


Detail of Charges

RESIDENTIAL - URBAN		METER A29179
BASIC SERVICE CHARGE		32.00
ENERGY CHARGE	196 KWH @ \$.124000	24.30
DEMAND (information only)	.500 KW	0.00
OUTDOOR LED LIGHT	63 KWH	30.00
POWER COST ADJUSTMENT	259 KWH @ \$-.001560	0.40 CR
TOTAL ELECTRIC CHARGES		85.90
OPERATION ROUNDUP		0.10
CURRENT CHARGES		86.00
TOTAL ACCOUNT BALANCE		86.00

Account 2033401 100-49403-42801

Service Address	Meter Number	Current		Previous		Days	Reading Type	Mult.	kWh Usage	Meter Configuration
		Meter Rdg	Rdg Date	Meter Rdg	Rdg Date					
325 5TH STREET SE	H57083	7018	08/01/2023	1925	07/01/2023	31	ACTUAL	1	5093	




Detail of Charges

MED GEN DEMAND SVC - THREE PH		METER H57083
BASIC SERVICE CHARGE (3 PHASE WITH DEMAND)		122.50
ENERGY CHARGE	5093 KWH @ \$.063000	320.86
DEMAND CHARGE	38.86 KW @ \$17.00	660.64
POWER COST ADJUSTMENT	5093 KWH @ \$-.001560	7.95 CR
TOTAL ELECTRIC CHARGES		1,096.05
MINNESOTA SALES TAX		75.35
OLMSTED COUNTY SALES TAX		5.48
OPERATION ROUNDUP		0.12
CURRENT CHARGES		1,177.00
TOTAL ACCOUNT BALANCE		1,177.00

Account 2082100 100-43002-42802

Service Address	Meter Number	Current		Previous		Days	Reading Type	Mult.	kWh Usage	Meter Configuration
		Meter Rdg	Rdg Date	Meter Rdg	Rdg Date					
2ND AVE SE & MINNESOTA AVE			08/01/2023		07/01/2023	31	REGULAR	0		

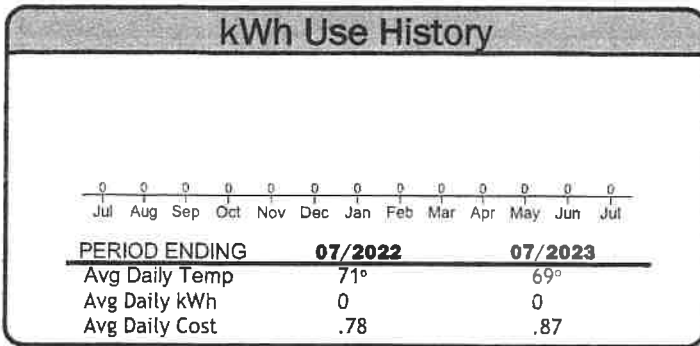


Detail of Charges

OUTDOOR LIGHT	110 KWH	13.20
POWER COST ADJUSTMENT	110 KWH @ \$-.001560	0.17 CR
TOTAL ELECTRIC CHARGES		13.03
CURRENT CHARGES		13.03
TOTAL ACCOUNT BALANCE		13.03

Account 2082200 100-43002-42802

Service Address	Meter Number	Current		Previous		Days	Reading Type	Mult.	kWh Usage	Meter Configuration
		Meter Rdg	Rdg Date	Meter Rdg	Rdg Date					
CORNER OF MN AVE & CO RD 112			08/01/2023		07/01/2023	31	REGULAR	0		

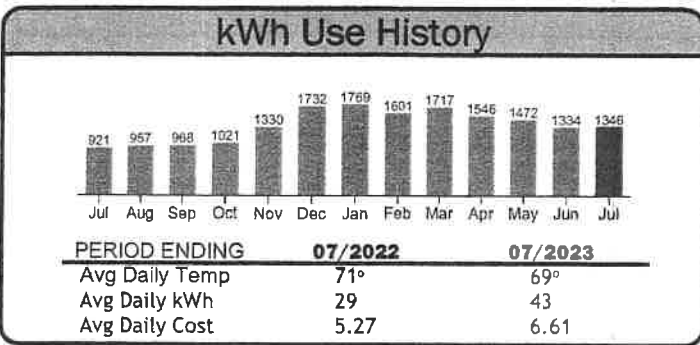


Detail of Charges

OUTDOOR LED LIGHT	38 KWH	13.20
OUTDOOR LIGHT	110 KWH	13.20
POWER COST ADJUSTMENT	148 KWH @ \$.001560	0.23 CR
TOTAL ELECTRIC CHARGES		26.17
CURRENT CHARGES		26.17
TOTAL ACCOUNT BALANCE		26.17

Account 2184100 100-49400-42801

Service Address	Meter Number	Current		Previous		Days	Reading Type	Mult.	kWh Usage	Meter Configuration
		Meter Rdg	Rdg Date	Meter Rdg	Rdg Date					
COUNTY ROAD 12 - WATER TANK	A33319	15836	08/01/2023	14490	07/01/2023	31	ACTUAL	1	1346	

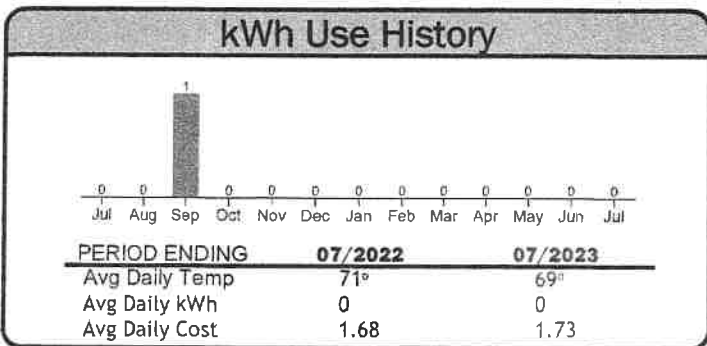


Detail of Charges

SM GENERAL SERVICE - SINGLE PH	METER A33319	
BASIC SERVICE CHARGE		53.70
ENERGY CHARGE	1346 KWH @ \$.114000	153.44
DEMAND (information only)	2.580 KW	0.00
POWER COST ADJUSTMENT	1346 KWH @ \$.001560	2.10 CR
TOTAL ELECTRIC CHARGES		205.04
OPERATION ROUNDUP		0.96
CURRENT CHARGES		206.00
TOTAL ACCOUNT BALANCE		206.00

Account 2247100 100-45120-42802

Service Address	Meter Number	Current		Previous		Days	Reading Type	Mult.	kWh Usage	Meter Configuration
		Meter Rdg	Rdg Date	Meter Rdg	Rdg Date					
757 RIVER PARK PL SE	A13213	1	08/01/2023	1	07/01/2023	31	ACTUAL	1	0	



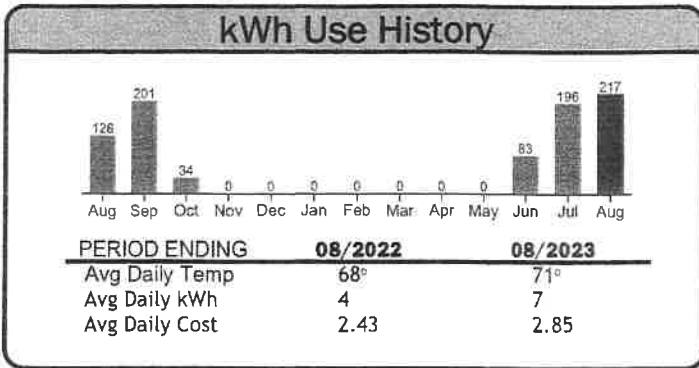
Detail of Charges

SM GENERAL SERVICE - SINGLE PH	METER A13213	
BASIC SERVICE CHARGE		53.70
TOTAL ELECTRIC CHARGES		53.70
CURRENT CHARGES		53.70
TOTAL ACCOUNT BALANCE		53.70



Account 531603 100-45120-42802

Service Address	Meter Number	Current		Previous		Days	Reading Type	Mult.	kWh Usage	Meter Configuration
		Meter Rdg	Rdg Date	Meter Rdg	Rdg Date					
310 5 STREET NW	A29179	5463	09/01/2023	5246	08/01/2023	31	ACTUAL	1	217	



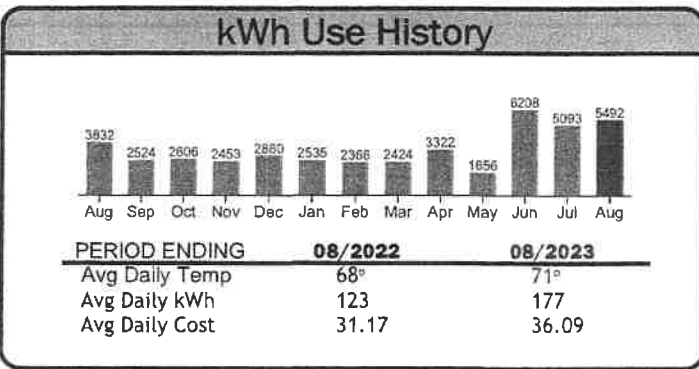
Detail of Charges

METER A29179

RESIDENTIAL - URBAN		
BASIC SERVICE CHARGE		32.00
ENERGY CHARGE	217 KWH @ \$.124000	26.91
DEMAND (information only)	3.000 KW	0.00
OUTDOOR LED LIGHT	63 KWH	30.00
POWER COST ADJUSTMENT	280 KWH @ \$-.001560	0.43 CR
TOTAL ELECTRIC CHARGES		88.48
OPERATION ROUNDUP		0.52
CURRENT CHARGES		89.00
TOTAL ACCOUNT BALANCE		89.00

Account 2033401 100-49400-42801

Service Address	Meter Number	Current		Previous		Days	Reading Type	Mult.	kWh Usage	Meter Configuration
		Meter Rdg	Rdg Date	Meter Rdg	Rdg Date					
325 5TH STREET SE	H57083	12510	09/01/2023	7018	08/01/2023	31	ACTUAL	1	5492	



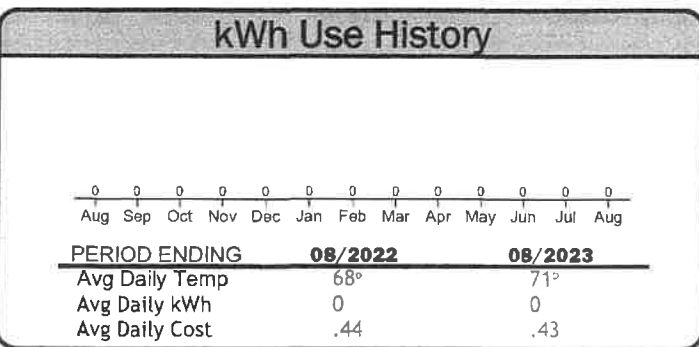
Detail of Charges

METER H57083

MED GEN DEMAND SVC - THREE PH		
BASIC SERVICE CHARGE (3 PHASE WITH DEMAND)		122.50
ENERGY CHARGE	5492 KWH @ \$.063000	346.00
DEMAND CHARGE	38.76 KW @ \$17.00	658.85
POWER COST ADJUSTMENT	5492 KWH @ \$-.001560	8.57 CR
TOTAL ELECTRIC CHARGES		1,118.78
MINNESOTA SALES TAX		76.92
OLMSTED COUNTY SALES TAX		5.59
OPERATION ROUNDUP		0.71
CURRENT CHARGES		1,202.00
TOTAL ACCOUNT BALANCE		1,202.00

Account 2082100 100-43002-42802

Service Address	Meter Number	Current		Previous		Days	Reading Type	Mult.	kWh Usage	Meter Configuration
		Meter Rdg	Rdg Date	Meter Rdg	Rdg Date					
2ND AVE SE & MINNESOTA AVE			09/01/2023		08/01/2023	31	REGULAR	0		



Detail of Charges

OUTDOOR LIGHT	110 KWH	13.20
POWER COST ADJUSTMENT	110 KWH @ \$-.001560	0.17 CR
TOTAL ELECTRIC CHARGES		13.03
CURRENT CHARGES		13.03
TOTAL ACCOUNT BALANCE		13.03

Account 2082200 100-413002-412802

SEP 11 2023

Service Address	Meter Number	Current		Previous		Days	Reading Type	Mult.	kWh Usage	Meter Configuration
		Meter Rdg	Rdg Date	Meter Rdg	Rdg Date					
CORNER OF MN AVE & CO RD 112			09/01/2023		08/01/2023	31	REGULAR	0		

kWh Use History

PERIOD ENDING	08/2022	08/2023
Avg Daily Temp	68°	71°
Avg Daily kWh	0	0
Avg Daily Cost	.78	.87

Detail of Charges

OUTDOOR LED LIGHT	38 KWH	13.20
OUTDOOR LIGHT	110 KWH	13.20
POWER COST ADJUSTMENT	148 KWH @ \$.001560	0.23 CR
TOTAL ELECTRIC CHARGES		26.17
CURRENT CHARGES		26.17
TOTAL ACCOUNT BALANCE		26.17

Account 2184100 100-49400-412801

Service Address	Meter Number	Current		Previous		Days	Reading Type	Mult.	kWh Usage	Meter Configuration
		Meter Rdg	Rdg Date	Meter Rdg	Rdg Date					
COUNTY ROAD 12 - WATER TANK	A33319	17168	09/01/2023	15836	08/01/2023	31	ACTUAL	1	1332	

kWh Use History

PERIOD ENDING	08/2022	08/2023
Avg Daily Temp	68°	71°
Avg Daily kWh	31	42
Avg Daily Cost	5.59	6.56

Detail of Charges

SM GENERAL SERVICE - SINGLE PH		METER A33319
BASIC SERVICE CHARGE		53.70
ENERGY CHARGE	1332 KWH @ \$.114000	151.85
DEMAND (information only)	2.510 KW	0.00
POWER COST ADJUSTMENT	1332 KWH @ \$.001560	2.08 CR
TOTAL ELECTRIC CHARGES		203.47
OPERATION ROUNDUP		0.53
CURRENT CHARGES		204.00
TOTAL ACCOUNT BALANCE		204.00

Account 2247100 100-45120-412802

Service Address	Meter Number	Current		Previous		Days	Reading Type	Mult.	kWh Usage	Meter Configuration
		Meter Rdg	Rdg Date	Meter Rdg	Rdg Date					
757 RIVER PARK PL SE	A13213	1	09/01/2023	1	08/01/2023	31	ACTUAL	1	0	

kWh Use History

PERIOD ENDING	08/2022	08/2023
Avg Daily Temp	68°	71°
Avg Daily kWh	0	0
Avg Daily Cost	1.68	1.73

Detail of Charges

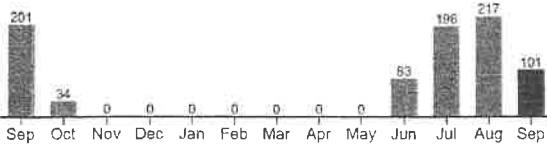
SM GENERAL SERVICE - SINGLE PH		METER A13213
BASIC SERVICE CHARGE		53.70
TOTAL ELECTRIC CHARGES		53.70
CURRENT CHARGES		53.70
TOTAL ACCOUNT BALANCE		53.70



Account 531603 100-45120-42802

Service Address	Meter Number	Current		Previous		Days	Reading Type	Mult.	kWh Usage	Meter Configuration
		Meter Rdg	Rdg Date	Meter Rdg	Rdg Date					
310 5 STREET NW	A29179	5564	10/01/2023	5463	09/01/2023	30	ACTUAL	1	101	

kWh Use History



PERIOD ENDING	09/2022	09/2023
Avg Daily Temp	62°	66°
Avg Daily kWh	6	3
Avg Daily Cost	2.92	2.41

Detail of Charges

RESIDENTIAL - URBAN METER A29179


BASIC SERVICE CHARGE		32.00
ENERGY CHARGE	101 KWH @ \$.104000	10.50
DEMAND (information only)	1.750 KW	0.00
OUTDOOR LED LIGHT	63 KWH	30.00
POWER COST ADJUSTMENT	164 KWH @ \$-.001560	0.25 CR
TOTAL ELECTRIC CHARGES		72.25
OPERATION ROUNDUP		0.30
CURRENT CHARGES		72.55
TOTAL ACCOUNT BALANCE		166.00

Past Due Balance \$93.45 84 v1

Account 2033401 100-49400-42801

Service Address	Meter Number	Current		Previous		Days	Reading Type	Mult.	kWh Usage	Meter Configuration
		Meter Rdg	Rdg Date	Meter Rdg	Rdg Date					
325 5TH STREET SE	H57083	17371	10/01/2023	12510	09/01/2023	30	ACTUAL	1	4861	

kWh Use History



PERIOD ENDING	09/2022	09/2023
Avg Daily Temp	62°	66°
Avg Daily kWh	84	162
Avg Daily Cost	27.00	31.51

Detail of Charges

MED GEN DEMAND SVC - THREE PH METER H57083

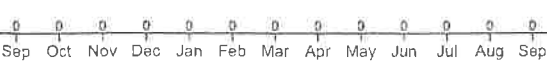
BASIC SERVICE CHARGE (3 PHASE WITH DEMAND)		122.50
ENERGY CHARGE	4861 KWH @ \$.063000	306.24
DEMAND CHARGE	38.82 KW @ \$13.50	524.08
POWER COST ADJUSTMENT	4861 KWH @ \$-.001560	7.58 CR
TOTAL ELECTRIC CHARGES		945.24
MINNESOTA SALES TAX		64.99
OLMSTED COUNTY SALES TAX		4.73
OPERATION ROUNDUP		0.94
CURRENT CHARGES		1,015.90
TOTAL ACCOUNT BALANCE		2,278.00

Past Due Balance \$1262.10 1028 v2

Account 2082100 100-43002-42802

Service Address	Meter Number	Current		Previous		Days	Reading Type	Mult.	kWh Usage	Meter Configuration
		Meter Rdg	Rdg Date	Meter Rdg	Rdg Date					
2ND AVE SE & MINNESOTA AVE			10/01/2023		09/01/2023	30	REGULAR	0		

kWh Use History



PERIOD ENDING	09/2022	09/2023
Avg Daily Temp	62°	66°
Avg Daily kWh	0	0
Avg Daily Cost	.55	.45

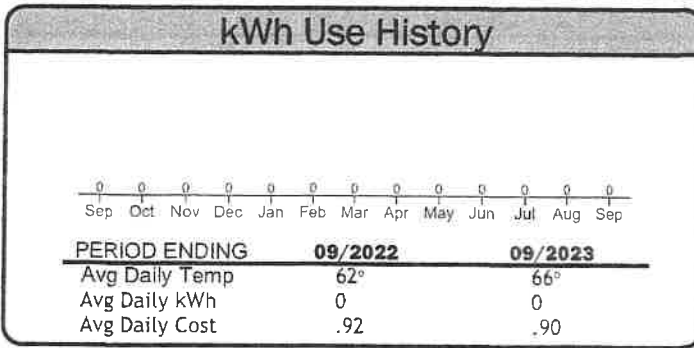
Detail of Charges

OUTDOOR LIGHT	110 KWH	13.20
POWER COST ADJUSTMENT	110 KWH @ \$-.001560	0.17 CR
TOTAL ELECTRIC CHARGES		13.03
CURRENT CHARGES		13.03
TOTAL ACCOUNT BALANCE		26.71

Past Due Balance \$13.68 25

Account 2082200 100-43002-42802

Service Address	Meter Number	Current		Previous		Days	Reading Type	Mult.	kWh Usage	Meter Configuration
		Meter Rdg	Rdg Date	Meter Rdg	Rdg Date					
CORNER OF MN AVE & CO RD 112			10/01/2023		09/01/2023	30	REGULAR	0		



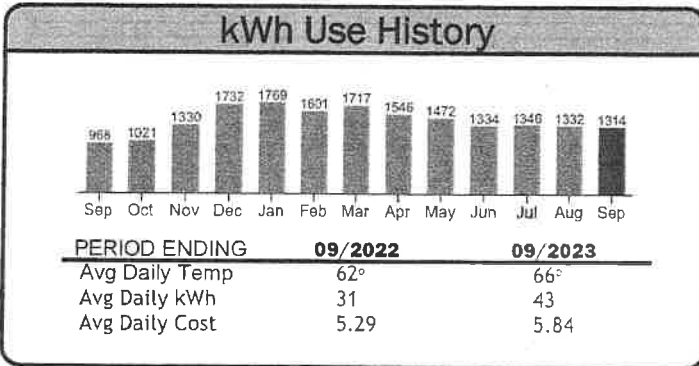
Detail of Charges

OUTDOOR LED LIGHT	38 KWH	13.20
OUTDOOR LIGHT	110 KWH	13.20
POWER COST ADJUSTMENT	148 KWH @ \$.001560	0.23 CR
TOTAL ELECTRIC CHARGES		26.17
CURRENT CHARGES		26.17
TOTAL ACCOUNT BALANCE		53.65
Past Due Balance \$27.48		

38²⁹

Account 2184100 600-49405-42801

Service Address	Meter Number	Current		Previous		Days	Reading Type	Mult.	kWh Usage	Meter Configuration
		Meter Rdg	Rdg Date	Meter Rdg	Rdg Date					
COUNTY ROAD 12 - WATER TANK	A33319	18482	10/01/2023	17168	09/01/2023	30	ACTUAL	1	1314	



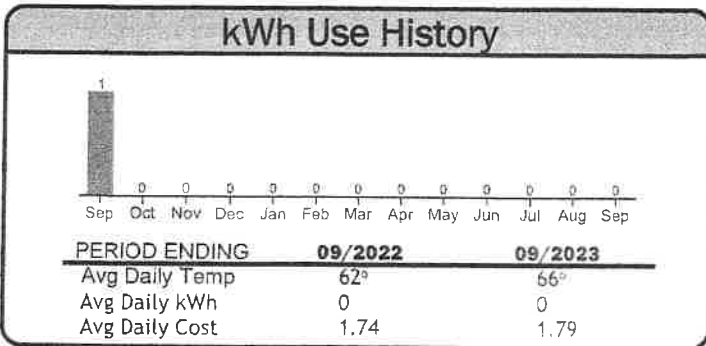
Detail of Charges

SM GENERAL SERVICE - SINGLE PH	METER A33319	
BASIC SERVICE CHARGE		53.70
ENERGY CHARGE	1314 KWH @ \$.094000	123.52
DEMAND (information only)	2.820 KW	0.00
POWER COST ADJUSTMENT	1314 KWH @ \$.001560	2.05 CR
TOTAL ELECTRIC CHARGES		175.17
OPERATION ROUNDUP		0.63
CURRENT CHARGES		175.80
TOTAL ACCOUNT BALANCE		390.00
Past Due Balance \$214.20		

87⁰²

Account 2247100 100-45120-42802

Service Address	Meter Number	Current		Previous		Days	Reading Type	Mult.	kWh Usage	Meter Configuration
		Meter Rdg	Rdg Date	Meter Rdg	Rdg Date					
757 RIVER PARK PL SE	A13213	1	10/01/2023	1	09/01/2023	30	ACTUAL	1	0	



Detail of Charges

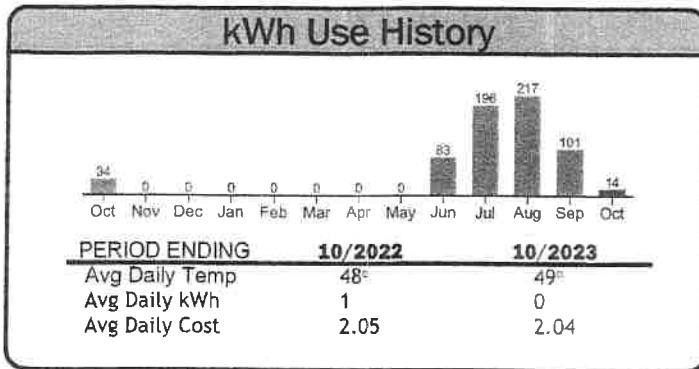
SM GENERAL SERVICE - SINGLE PH	METER A13213	
BASIC SERVICE CHARGE		53.70
TOTAL ELECTRIC CHARGES		53.70
CURRENT CHARGES		53.70
TOTAL ACCOUNT BALANCE		110.09
Past Due Balance \$56.39		

65⁹²



Account 531603 100-45120-42802

Service Address	Meter Number	Current		Previous		Days	Reading Type	Mult.	kWh Usage	Meter Configuration
		Meter Rdg	Rdg Date	Meter Rdg	Rdg Date					
310 5 STREET NW	A29179	5578	11/01/2023	5564	10/01/2023	31	ACTUAL	1	14	



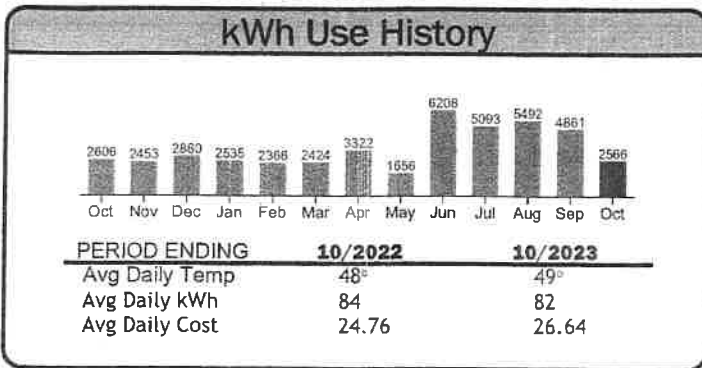
Detail of Charges

METER A29179

BASIC SERVICE CHARGE		32.00
ENERGY CHARGE	14 KWH @ \$.104000	1.46
DEMAND (information only)	.290 KW	0.00
OUTDOOR LED LIGHT	63 KWH	30.00
POWER COST ADJUSTMENT	77 KWH @ \$-.001560	0.11 CR
TOTAL ELECTRIC CHARGES		63.35
OPERATION ROUNDUP		0.65
CURRENT CHARGES		64.00
TOTAL ACCOUNT BALANCE		64.00

Account 2033401 100-49400-42801

Service Address	Meter Number	Current		Previous		Days	Reading Type	Mult.	kWh Usage	Meter Configuration
		Meter Rdg	Rdg Date	Meter Rdg	Rdg Date					
325 5TH STREET SE	H57083	19937	11/01/2023	17371	10/01/2023	31	ACTUAL	1	2566	



Detail of Charges

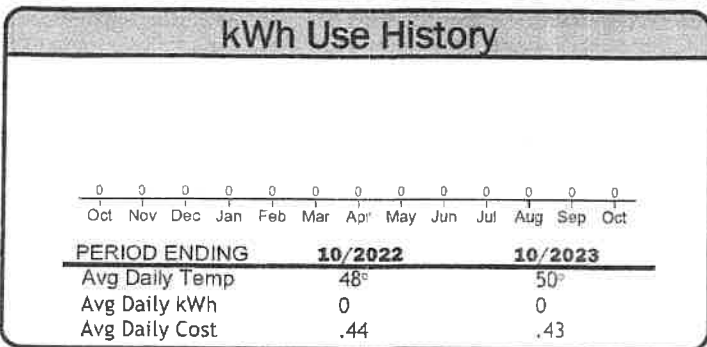
METER H57083

BASIC SERVICE CHARGE (3 PHASE WITH DEMAND)		122.50
ENERGY CHARGE	2566 KWH @ \$.063000	161.66
DEMAND CHARGE	40.41 KW @ \$13.50	545.59
POWER COST ADJUSTMENT	2566 KWH @ \$-.001560	4.00 CR
TOTAL ELECTRIC CHARGES		825.75
OPERATION ROUNDUP		0.51
CURRENT CHARGES		826.26
TOTAL ACCOUNT BALANCE		838.00

Past Due Balance \$11.74

Account 2082100 100-43002-42802

Service Address	Meter Number	Current		Previous		Days	Reading Type	Mult.	kWh Usage	Meter Configuration
		Meter Rdg	Rdg Date	Meter Rdg	Rdg Date					
2ND AVE SE & MINNESOTA AVE			11/01/2023		10/01/2023	31	REGULAR	0		

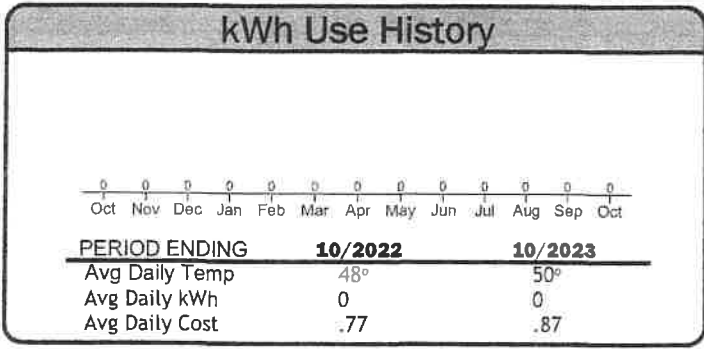


Detail of Charges

OUTDOOR LIGHT	110 KWH	13.20
POWER COST ADJUSTMENT	110 KWH @ \$-.001560	0.17 CR
TOTAL ELECTRIC CHARGES		13.03
CURRENT CHARGES		13.03
TOTAL ACCOUNT BALANCE		13.03

Account 2082200 100-43002-42802

Service Address	Meter Number	Current		Previous		Days	Reading Type	Mult.	kWh Usage	Meter Configuration
		Meter Rdg	Rdg Date	Meter Rdg	Rdg Date					
CORNER OF MN AVE & CO RD 112			11/01/2023		10/01/2023	31	REGULAR	0		

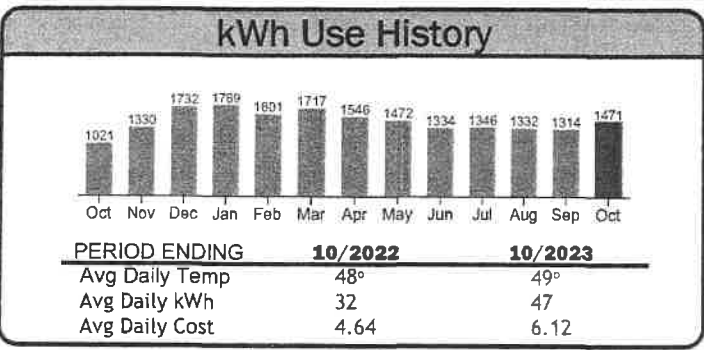


Detail of Charges

OUTDOOR LED LIGHT	38 KWH	13.20
OUTDOOR LIGHT	110 KWH	13.20
POWER COST ADJUSTMENT	148 KWH @ \$-.001560	0.23 CR
TOTAL ELECTRIC CHARGES		26.17
CURRENT CHARGES		26.17
TOTAL ACCOUNT BALANCE		26.17

Account 2184100 100-44410-47801

Service Address	Meter Number	Current		Previous		Days	Reading Type	Mult.	kWh Usage	Meter Configuration
		Meter Rdg	Rdg Date	Meter Rdg	Rdg Date					
COUNTY ROAD 12 - WATER TANK	A33319	19953	11/01/2023	18482	10/01/2023	31	ACTUAL	1	1471	

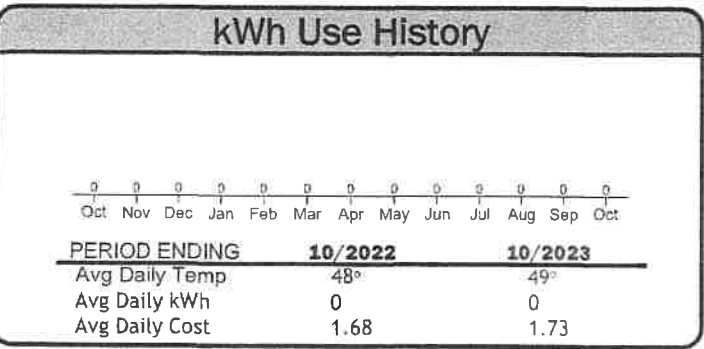


Detail of Charges

SM GENERAL SERVICE - SINGLE PH	METER A33319	
BASIC SERVICE CHARGE		53.70
ENERGY CHARGE	1471 KWH @ \$.094000	138.27
DEMAND (information only)	3.000 KW	0.00
POWER COST ADJUSTMENT	1471 KWH @ \$-.001560	2.29 CR
TOTAL ELECTRIC CHARGES		189.68
OPERATION ROUNDUP		0.32
CURRENT CHARGES		190.00
TOTAL ACCOUNT BALANCE		190.00

Account 2247100 101-45170-42802

Service Address	Meter Number	Current		Previous		Days	Reading Type	Mult.	kWh Usage	Meter Configuration
		Meter Rdg	Rdg Date	Meter Rdg	Rdg Date					
757 RIVER PARK PL SE	A13213	1	11/01/2023	1	10/01/2023	31	ACTUAL	1	0	



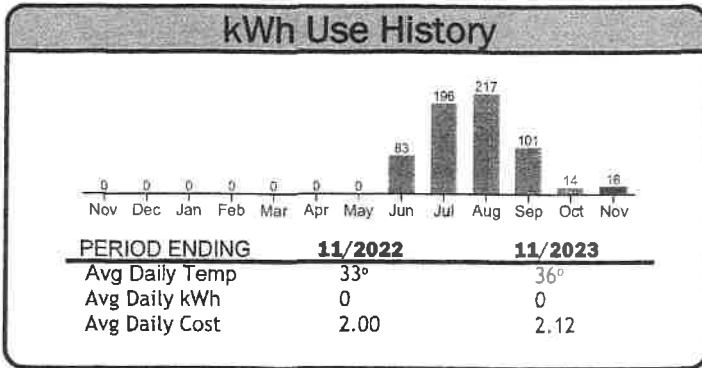
Detail of Charges

SM GENERAL SERVICE - SINGLE PH	METER A13213	
BASIC SERVICE CHARGE		53.70
TOTAL ELECTRIC CHARGES		53.70
CURRENT CHARGES		53.70
TOTAL ACCOUNT BALANCE		53.70



Account 531603 *100-45170-42802*

Service Address	Meter Number	Current		Previous		Days	Reading Type	Mult.	kWh Usage	Meter Configuration
		Meter Rdg	Rdg Date	Meter Rdg	Rdg Date					
310 5 STREET NW	A29179	5594	12/01/2023	5578	11/01/2023	30	ACTUAL	1	16	



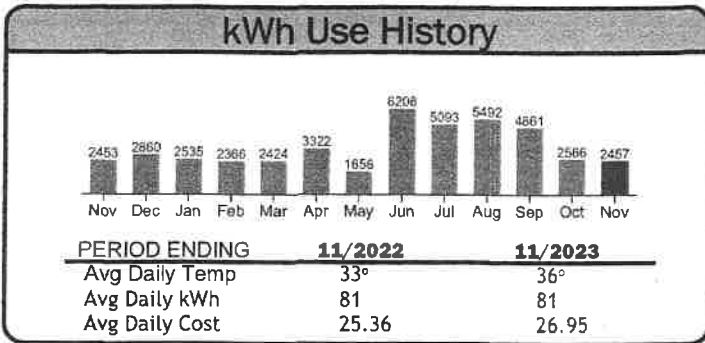
Detail of Charges

RESIDENTIAL - URBAN METER A29179

BASIC SERVICE CHARGE		32.00
ENERGY CHARGE	16 KWH @ \$.104000	1.66
DEMAND (information only)	.040 KW	0.00
OUTDOOR LED LIGHT	63 KWH	30.00
POWER COST ADJUSTMENT	79 KWH @ \$.001560	0.11 CR
TOTAL ELECTRIC CHARGES		63.55
OPERATION ROUNDUP		0.45
CURRENT CHARGES		64.00
TOTAL ACCOUNT BALANCE		64.00

Account 2033401 *100-49400-42801*

Service Address	Meter Number	Current		Previous		Days	Reading Type	Mult.	kWh Usage	Meter Configuration
		Meter Rdg	Rdg Date	Meter Rdg	Rdg Date					
325 5TH STREET SE	H57083	22394	12/01/2023	19937	11/01/2023	30	ACTUAL	1	2457	



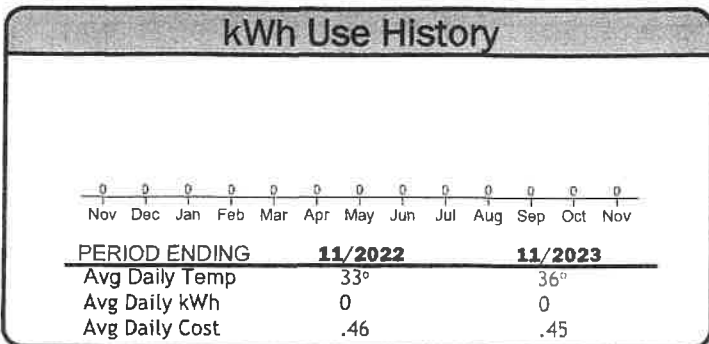
Detail of Charges

MED GEN DEMAND SVC - THREE PH METER H57083

BASIC SERVICE CHARGE (3 PHASE WITH DEMAND)		122.50
ENERGY CHARGE	2457 KWH @ \$.063000	154.79
DEMAND CHARGE	39.64 KW @ \$13.50	535.13
POWER COST ADJUSTMENT	2457 KWH @ \$.001560	3.83 CR
TOTAL ELECTRIC CHARGES		808.59
OPERATION ROUNDUP		0.41
CURRENT CHARGES		809.00
TOTAL ACCOUNT BALANCE		809.00

Account 2082100 *100-43002-42802*

Service Address	Meter Number	Current		Previous		Days	Reading Type	Mult.	kWh Usage	Meter Configuration
		Meter Rdg	Rdg Date	Meter Rdg	Rdg Date					
2ND AVE SE & MINNESOTA AVE			12/01/2023		11/01/2023	30	REGULAR	0		



Detail of Charges

OUTDOOR LIGHT	110 KWH	13.20
POWER COST ADJUSTMENT	110 KWH @ \$.001560	0.17 CR
TOTAL ELECTRIC CHARGES		13.03
CURRENT CHARGES		13.03
TOTAL ACCOUNT BALANCE		13.03

Account 2082200 100-43002-42802

Service Address	Meter Number	Current		Previous		Days	Reading Type	Mult.	kWh Usage	Meter Configuration
		Meter Rdg	Rdg Date	Meter Rdg	Rdg Date					
CORNER OF MN AVE & CO RD 112			12/01/2023		11/01/2023	30	REGULAR	0		

kWh Use History

PERIOD ENDING	11/2022	11/2023
Avg Daily Temp	33°	36°
Avg Daily kWh	0	0
Avg Daily Cost	.80	.90

Detail of Charges

OUTDOOR LED LIGHT	38 KWH	13.20
OUTDOOR LIGHT	110 KWH	13.20
POWER COST ADJUSTMENT	148 KWH @ \$-.001560	0.23 CR
TOTAL ELECTRIC CHARGES		26.17
CURRENT CHARGES		26.17
TOTAL ACCOUNT BALANCE		26.17

Account 2184100 100-44000-42801

Service Address	Meter Number	Current		Previous		Days	Reading Type	Mult.	kWh Usage	Meter Configuration
		Meter Rdg	Rdg Date	Meter Rdg	Rdg Date					
COUNTY ROAD 12 - WATER TANK	A33319	21532	12/01/2023	19953	11/01/2023	30	ACTUAL	1	1579	

kWh Use History

PERIOD ENDING	11/2022	11/2023
Avg Daily Temp	33°	36°
Avg Daily kWh	44	52
Avg Daily Cost	5.72	6.66

Detail of Charges

SM GENERAL SERVICE - SINGLE PH	METER A33319	
BASIC SERVICE CHARGE		53.70
ENERGY CHARGE	1579 KWH @ \$.094000	148.43
DEMAND (information only)	2.930 KW	0.00
POWER COST ADJUSTMENT	1579 KWH @ \$-.001560	2.46 CR
TOTAL ELECTRIC CHARGES		199.67
OPERATION ROUNDUP		0.33
CURRENT CHARGES		200.00
TOTAL ACCOUNT BALANCE		200.00

Account 2247100 100-45120-42802

Service Address	Meter Number	Current		Previous		Days	Reading Type	Mult.	kWh Usage	Meter Configuration
		Meter Rdg	Rdg Date	Meter Rdg	Rdg Date					
757 RIVER PARK PL SE	A13213	1	12/01/2023	1	11/01/2023	30	ACTUAL	1	0	

kWh Use History

PERIOD ENDING	11/2022	11/2023
Avg Daily Temp	33°	36°
Avg Daily kWh	0	0
Avg Daily Cost	1.73	1.79

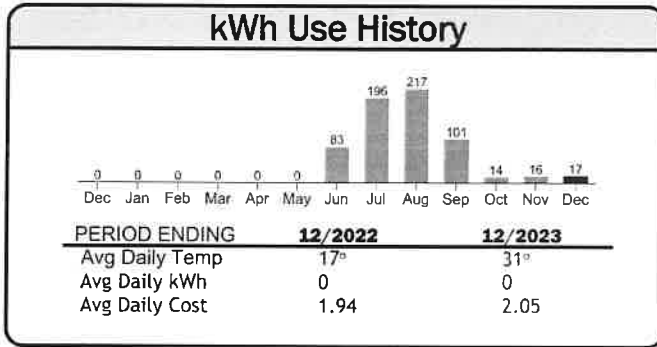
Detail of Charges

SM GENERAL SERVICE - SINGLE PH	METER A13213	
BASIC SERVICE CHARGE		53.70
TOTAL ELECTRIC CHARGES		53.70
CURRENT CHARGES		53.70
TOTAL ACCOUNT BALANCE		53.70



Account 531603

Service Address	Meter Number	Current		Previous		Days	Reading Type	Mult.	kWh Usage	Meter Configuration
		Meter Rdg	Rdg Date	Meter Rdg	Rdg Date					
310 5 STREET NW	A29179	5611	01/01/2024	5594	12/01/2023	31	ACTUAL	1	17	



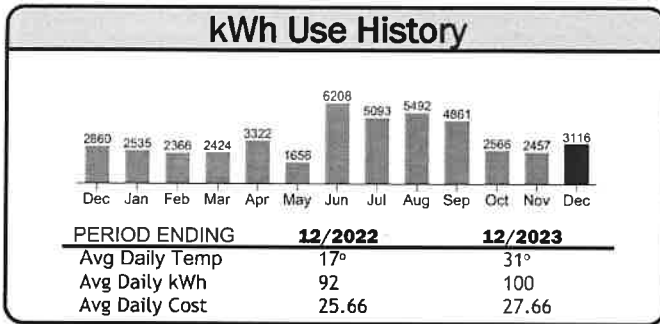
Detail of Charges

METER A29179

RESIDENTIAL - URBAN		
BASIC SERVICE CHARGE		32.00
ENERGY CHARGE	17 KWH @ \$.104000	1.77
DEMAND (information only)	.040 KW	0.00
OUTDOOR LED LIGHT	63 KWH	30.00
POWER COST ADJUSTMENT	80 KWH @ \$-.001560	0.12 CR
TOTAL ELECTRIC CHARGES		63.65
OPERATION ROUNDUP		0.35
CURRENT CHARGES		64.00
TOTAL ACCOUNT BALANCE		64.00

Account 2033401

Service Address	Meter Number	Current		Previous		Days	Reading Type	Mult.	kWh Usage	Meter Configuration
		Meter Rdg	Rdg Date	Meter Rdg	Rdg Date					
325 5TH STREET SE	H57083	25510	01/01/2024	22394	12/01/2023	31	ACTUAL	1	3116	



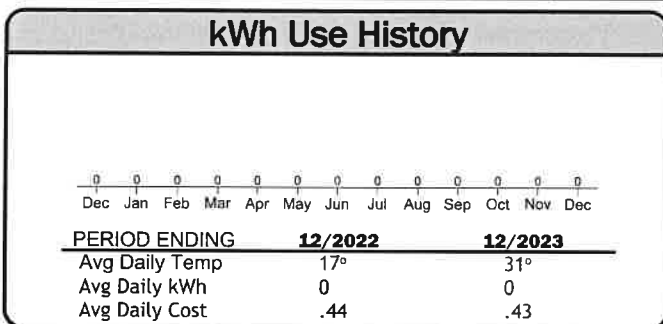
Detail of Charges

METER H57083

MED GEN DEMAND SVC - THREE PH		
BASIC SERVICE CHARGE (3 PHASE WITH DEMAND)		122.50
ENERGY CHARGE	3116 KWH @ \$.063000	196.31
DEMAND CHARGE	40.26 KW @ \$13.50	543.44
POWER COST ADJUSTMENT	3116 KWH @ \$-.001560	4.86 CR
TOTAL ELECTRIC CHARGES		857.39
OPERATION ROUNDUP		0.61
CURRENT CHARGES		858.00
TOTAL ACCOUNT BALANCE		858.00

Account 2082100

Service Address	Meter Number	Current		Previous		Days	Reading Type	Mult.	kWh Usage	Meter Configuration
		Meter Rdg	Rdg Date	Meter Rdg	Rdg Date					
2ND AVE SE & MINNESOTA AVE			01/01/2024		12/01/2023	31	REGULAR	0		



Detail of Charges

OUTDOOR LIGHT	110 KWH	13.20
POWER COST ADJUSTMENT	110 KWH @ \$-.001560	0.17 CR
TOTAL ELECTRIC CHARGES		13.03
CURRENT CHARGES		13.03
TOTAL ACCOUNT BALANCE		13.03

Account 2082200

Service Address	Meter Number	Current		Previous		Days	Reading Type	Mult.	kWh Usage	Meter Configuration
		Meter Rdg	Rdg Date	Meter Rdg	Rdg Date					
CORNER OF MN AVE & CO RD 112			01/01/2024		12/01/2023	31	REGULAR	0		

kWh Use History

PERIOD ENDING	12/2022	12/2023
Avg Daily Temp	17°	31°
Avg Daily kWh	0	0
Avg Daily Cost	.77	.87

Detail of Charges

OUTDOOR LED LIGHT	38 KWH	13.20
OUTDOOR LIGHT	110 KWH	13.20
POWER COST ADJUSTMENT	148 KWH @ \$-.001560	0.23 CR
TOTAL ELECTRIC CHARGES		26.17
CURRENT CHARGES		26.17
TOTAL ACCOUNT BALANCE		26.17

Account 2184100

Service Address	Meter Number	Current		Previous		Days	Reading Type	Mult.	kWh Usage	Meter Configuration
		Meter Rdg	Rdg Date	Meter Rdg	Rdg Date					
COUNTY ROAD 12 - WATER TANK	A33319	23257	01/01/2024	21532	12/01/2023	31	ACTUAL	1	1725	

kWh Use History

PERIOD ENDING	12/2022	12/2023
Avg Daily Temp	17°	31°
Avg Daily kWh	55	55
Avg Daily Cost	6.71	6.88

Detail of Charges

SM GENERAL SERVICE - SINGLE PH	METER A33319	
BASIC SERVICE CHARGE		53.70
ENERGY CHARGE	1725 KWH @ \$.094000	162.15
DEMAND (information only)	3.300 KW	0.00
POWER COST ADJUSTMENT	1725 KWH @ \$-.001560	2.69 CR
TOTAL ELECTRIC CHARGES		213.16
OPERATION ROUNDUP		0.84
CURRENT CHARGES		214.00
TOTAL ACCOUNT BALANCE		214.00

Account 2247100

Service Address	Meter Number	Current		Previous		Days	Reading Type	Mult.	kWh Usage	Meter Configuration
		Meter Rdg	Rdg Date	Meter Rdg	Rdg Date					
757 RIVER PARK PL SE	A13213	1	01/01/2024	1	12/01/2023	31	ACTUAL	1	0	

kWh Use History

PERIOD ENDING	12/2022	12/2023
Avg Daily Temp	17°	31°
Avg Daily kWh	0	0
Avg Daily Cost	1.68	1.73

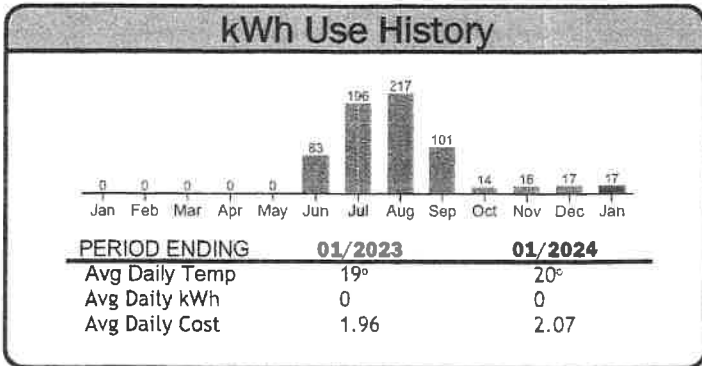
Detail of Charges

SM GENERAL SERVICE - SINGLE PH	METER A13213	
BASIC SERVICE CHARGE		53.70
TOTAL ELECTRIC CHARGES		53.70
CURRENT CHARGES		53.70
TOTAL ACCOUNT BALANCE		53.70



Account 531603 100-45120-42802

Service Address	Meter Number	Current		Previous		Days	Reading Type	Mult.	kWh Usage	Meter Configuration
		Meter Rdg	Rdg Date	Meter Rdg	Rdg Date					
310 5 STREET NW	A29179	5628	02/01/2024	5611	01/01/2024	31	ACTUAL	1	17	



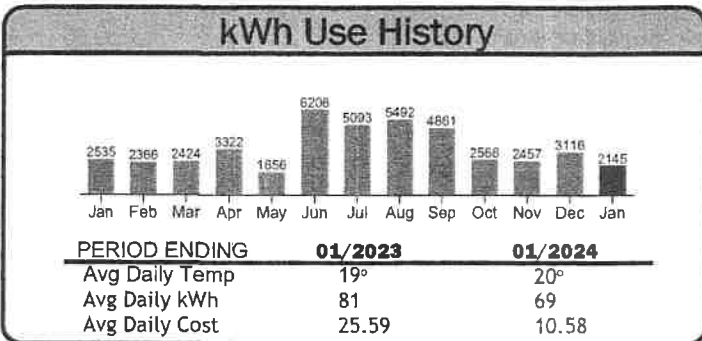
Detail of Charges

METER A29179

RESIDENTIAL - URBAN		
BASIC SERVICE CHARGE		32.00
ENERGY CHARGE	17 KWH @ \$.104000	1.77
DEMAND (information only)	.040 KW	0.00
OUTDOOR LED LIGHT	63 KWH	30.00
POWER COST ADJUSTMENT	80 KWH @ \$.006081	0.49
TOTAL ELECTRIC CHARGES		64.26
OPERATION ROUNDUP		0.74
CURRENT CHARGES		65.00
TOTAL ACCOUNT BALANCE		65.00

Account 2033401 100-49400-42801

Service Address	Meter Number	Current		Previous		Days	Reading Type	Mult.	kWh Usage	Meter Configuration
		Meter Rdg	Rdg Date	Meter Rdg	Rdg Date					
325 5TH STREET SE	H57083	27278	01/24/2024	25510	01/01/2024	23	ACTUAL	1	1768	
325 5TH STREET SE	H57005	377	02/01/2024	0	01/24/2024	8	ACTUAL	1	377	



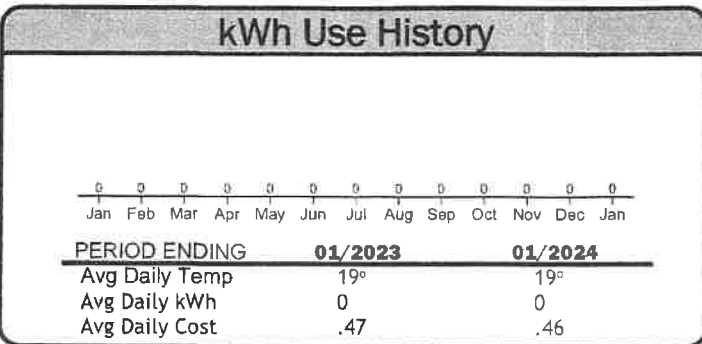
Detail of Charges

METER H57083

MED GEN DEMAND SVC - THREE PH		
BASIC SERVICE CHARGE (3 PHASE WITH DEMAND)		122.50
ENERGY CHARGE	2145 KWH @ \$.063000	135.14
DEMAND CHARGE	4.23 KW @ \$13.50	57.16
POWER COST ADJUSTMENT	2145 KWH @ \$.006081	13.04
TOTAL ELECTRIC CHARGES		327.84
OPERATION ROUNDUP		0.16
CURRENT CHARGES		328.00
TOTAL ACCOUNT BALANCE		328.00

Account 2082100 100-43002-42802

Service Address	Meter Number	Current		Previous		Days	Reading Type	Mult.	kWh Usage	Meter Configuration
		Meter Rdg	Rdg Date	Meter Rdg	Rdg Date					
2ND AVE SE & MINNESOTA AVE			02/01/2024		01/01/2024	31	REGULAR	0		



Detail of Charges

OUTDOOR LIGHT	110 KWH	13.20
POWER COST ADJUSTMENT	110 KWH @ \$.006081	0.67
TOTAL ELECTRIC CHARGES		13.87
CURRENT CHARGES		13.87
TOTAL ACCOUNT BALANCE		13.87

Account 2082200 | 00-42502-42802

Service Address	Meter Number	Current		Previous		Days	Reading Type	Mult.	kWh Usage	Meter Configuration
		Meter Rdg	Rdg Date	Meter Rdg	Rdg Date					
CORNER OF MN AVE & CO RD 112			02/01/2024		01/01/2024	31	REGULAR	0		

kWh Use History

PERIOD ENDING	01/2023	01/2024
Avg Daily Temp	19°	19°
Avg Daily kWh	0	0
Avg Daily Cost	.81	.91

Detail of Charges

OUTDOOR LED LIGHT	38 KWH	13.20
OUTDOOR LIGHT	110 KWH	13.20
POWER COST ADJUSTMENT	148 KWH @ \$.006081	0.90
TOTAL ELECTRIC CHARGES		27.30
CURRENT CHARGES		27.30
TOTAL ACCOUNT BALANCE		27.30

Account 2184100 | 00-49400-42801

Service Address	Meter Number	Current		Previous		Days	Reading Type	Mult.	kWh Usage	Meter Configuration
		Meter Rdg	Rdg Date	Meter Rdg	Rdg Date					
COUNTY ROAD 12 - WATER TANK	A33319	25094	02/01/2024	23257	01/01/2024	31	ACTUAL	1	1837	

kWh Use History

PERIOD ENDING	01/2023	01/2024
Avg Daily Temp	19°	20°
Avg Daily kWh	57	59
Avg Daily Cost	7.31	7.66

Detail of Charges

SM GENERAL SERVICE - SINGLE PH	METER A33319	
BASIC SERVICE CHARGE		53.70
ENERGY CHARGE	1837 KWH @ \$.094000	172.68
DEMAND (information only)	3.420 KW	0.00
POWER COST ADJUSTMENT	1837 KWH @ \$.006081	11.17
TOTAL ELECTRIC CHARGES		237.55
OPERATION ROUNDUP		0.45
CURRENT CHARGES		238.00
TOTAL ACCOUNT BALANCE		238.00

Account 2247100 | 00-45120-42802

Service Address	Meter Number	Current		Previous		Days	Reading Type	Mult.	kWh Usage	Meter Configuration
		Meter Rdg	Rdg Date	Meter Rdg	Rdg Date					
757 RIVER PARK PL SE	A13213	1	02/01/2024	1	01/01/2024	31	ACTUAL	1	0	

kWh Use History

PERIOD ENDING	01/2023	01/2024
Avg Daily Temp	19°	20°
Avg Daily kWh	0	0
Avg Daily Cost	1.68	1.73

Detail of Charges

SM GENERAL SERVICE - SINGLE PH	METER A13213	
BASIC SERVICE CHARGE		53.70
TOTAL ELECTRIC CHARGES		53.70
CURRENT CHARGES		53.70
TOTAL ACCOUNT BALANCE		53.70



Account 531603 100-45170-47802

Service Address	Meter Number	Current		Previous		Days	Reading Type	Mult.	kWh Usage	Meter Configuration
		Meter Rdg	Rdg Date	Meter Rdg	Rdg Date					
310 5 STREET NW	A29179	5643	03/01/2024	5628	02/01/2024	29	ACTUAL	1	15	

kWh Use History

PERIOD ENDING	02/2023	02/2024
Avg Daily Temp	20°	33°
Avg Daily kWh	0	0
Avg Daily Cost	2.14	2.21

Detail of Charges

RESIDENTIAL - URBAN METER A29179

BASIC SERVICE CHARGE		32.00
ENERGY CHARGE	15 KWH @ \$.104000	1.56
DEMAND (information only)	.040 KW	0.00
OUTDOOR LED LIGHT	63 KWH	30.00
POWER COST ADJUSTMENT	78 KWH @ \$.006510	0.52
TOTAL ELECTRIC CHARGES		64.08
OPERATION ROUNDUP		0.92
CURRENT CHARGES		65.00
TOTAL ACCOUNT BALANCE		65.00

Account 2033401 100-4210-47801

Service Address	Meter Number	Current		Previous		Days	Reading Type	Mult.	kWh Usage	Meter Configuration
		Meter Rdg	Rdg Date	Meter Rdg	Rdg Date					
325 5TH STREET SE	H57005	2943	03/01/2024	377	02/01/2024	29	ACTUAL	1	2566	

kWh Use History

PERIOD ENDING	02/2023	02/2024
Avg Daily Temp	20°	33°
Avg Daily kWh	84	88
Avg Daily Cost	27.05	30.24

Detail of Charges

MED GEN DEMAND SVC - THREE PH METER H57005

BASIC SERVICE CHARGE (3 PHASE WITH DEMAND)		122.50
ENERGY CHARGE	2566 KWH @ \$.063000	161.66
DEMAND CHARGE	42.67 KW @ \$13.50	576.02
POWER COST ADJUSTMENT	2566 KWH @ \$.006510	16.70
TOTAL ELECTRIC CHARGES		876.88
OPERATION ROUNDUP		0.12
CURRENT CHARGES		877.00
TOTAL ACCOUNT BALANCE		877.00

Account 2082100 100-4302-47802

Service Address	Meter Number	Current		Previous		Days	Reading Type	Mult.	kWh Usage	Meter Configuration
		Meter Rdg	Rdg Date	Meter Rdg	Rdg Date					
2ND AVE SE & MINNESOTA AVE			03/01/2024		02/01/2024	29	REGULAR	0		

kWh Use History

PERIOD ENDING	02/2023	02/2024
Avg Daily Temp	20°	32°
Avg Daily kWh	0	0
Avg Daily Cost	.48	.50

Detail of Charges

OUTDOOR LIGHT	110 KWH	13.20
POWER COST ADJUSTMENT	110 KWH @ \$.006510	0.72
TOTAL ELECTRIC CHARGES		13.92
CURRENT CHARGES		13.92
TOTAL ACCOUNT BALANCE		13.92

Account 2082200 *100-42500-42802*

Service Address	Meter Number	Current		Previous		Days	Reading Type	Mult.	kWh Usage	Meter Configuration
		Meter Rdg	Rdg Date	Meter Rdg	Rdg Date					
CORNER OF MN AVE & CO RD 112			03/01/2024		02/01/2024	29	REGULAR	0		

kWh Use History

PERIOD ENDING	02/2023	02/2024
Avg Daily Temp	20°	32°
Avg Daily kWh	0	0
Avg Daily Cost	.85	.98

Detail of Charges

OUTDOOR LED LIGHT	38 KWH	13.20
OUTDOOR LIGHT	110 KWH	13.20
POWER COST ADJUSTMENT	148 KWH @ \$.006510	0.97
TOTAL ELECTRIC CHARGES		27.37
CURRENT CHARGES		27.37
TOTAL ACCOUNT BALANCE		27.37

Account 2184100 *100-42100-42801*

Service Address	Meter Number	Current		Previous		Days	Reading Type	Mult.	kWh Usage	Meter Configuration
		Meter Rdg	Rdg Date	Meter Rdg	Rdg Date					
COUNTY ROAD 12 - WATER TANK	A33319	26729	03/01/2024	25094	02/01/2024	29	ACTUAL	1	1635	

kWh Use History

PERIOD ENDING	02/2023	02/2024
Avg Daily Temp	20°	33°
Avg Daily kWh	57	56
Avg Daily Cost	6.85	7.52

Detail of Charges

SM GENERAL SERVICE - SINGLE PH	METER A33319	
BASIC SERVICE CHARGE		53.70
ENERGY CHARGE	1635 KWH @ \$.094000	153.69
DEMAND (information only)	3.250 KW	0.00
POWER COST ADJUSTMENT	1635 KWH @ \$.006510	10.64
TOTAL ELECTRIC CHARGES		218.03
OPERATION ROUNDUP		0.97
CURRENT CHARGES		219.00
TOTAL ACCOUNT BALANCE		219.00

Account 2247100 *100-42120-42802*

Service Address	Meter Number	Current		Previous		Days	Reading Type	Mult.	kWh Usage	Meter Configuration
		Meter Rdg	Rdg Date	Meter Rdg	Rdg Date					
757 RIVER PARK PL SE	A13213	1	03/01/2024	1	02/01/2024	29	ACTUAL	1	0	

kWh Use History

PERIOD ENDING	02/2023	02/2024
Avg Daily Temp	20°	33°
Avg Daily kWh	0	0
Avg Daily Cost	1.86	1.85

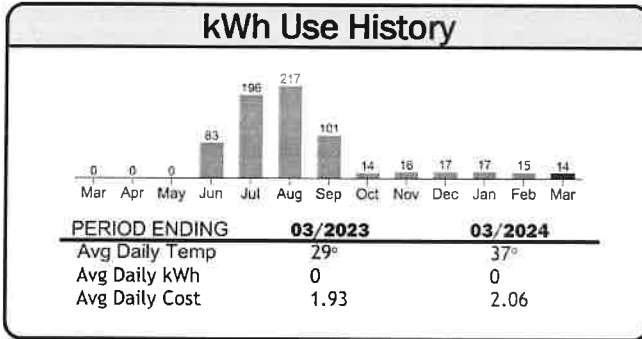
Detail of Charges

SM GENERAL SERVICE - SINGLE PH	METER A13213	
BASIC SERVICE CHARGE		53.70
TOTAL ELECTRIC CHARGES		53.70
CURRENT CHARGES		53.70
TOTAL ACCOUNT BALANCE		53.70



Account 531603

Service Address	Meter Number	Current		Previous		Days	Reading Type	Mult.	kWh Usage	Meter Configuration
		Meter Rdg	Rdg Date	Meter Rdg	Rdg Date					
310 5 STREET NW	A29179	5657	04/01/2024	5643	03/01/2024	31	ACTUAL	1	14	

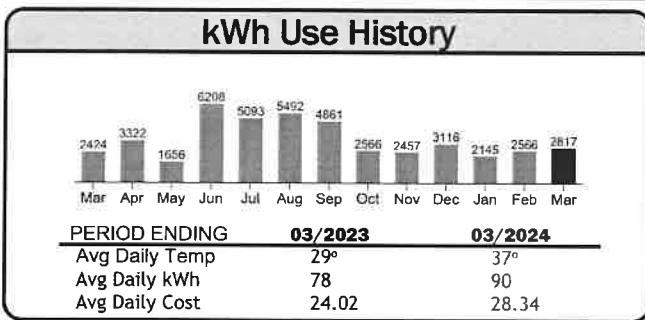


Detail of Charges

RESIDENTIAL - URBAN		METER A29179
BASIC SERVICE CHARGE		32.00
ENERGY CHARGE	14 KWH @ \$.104000	1.46
DEMAND (information only)	.040 KW	0.00
OUTDOOR LED LIGHT	63 KWH	30.00
POWER COST ADJUSTMENT	77 KWH @ \$.006081	0.48
TOTAL ELECTRIC CHARGES		63.94
OPERATION ROUNDUP		0.06
CURRENT CHARGES		64.00
TOTAL ACCOUNT BALANCE		64.00

Account 2033401

Service Address	Meter Number	Current		Previous		Days	Reading Type	Mult.	kWh Usage	Meter Configuration
		Meter Rdg	Rdg Date	Meter Rdg	Rdg Date					
325 5TH STREET SE	H57005	5760	04/01/2024	2943	03/01/2024	31	ACTUAL	1	2817	

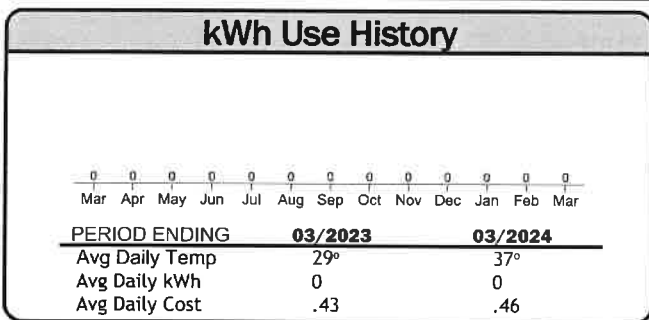


Detail of Charges

MED GEN DEMAND SVC - THREE PH		METER H57005
BASIC SERVICE CHARGE (3 PHASE WITH DEMAND)		122.50
ENERGY CHARGE	2817 KWH @ \$.063000	177.47
DEMAND CHARGE	41.59 KW @ \$13.50	561.51
POWER COST ADJUSTMENT	2817 KWH @ \$.006081	17.13
TOTAL ELECTRIC CHARGES		878.61
OPERATION ROUNDUP		0.39
CURRENT CHARGES		879.00
TOTAL ACCOUNT BALANCE		879.00

Account 2082100

Service Address	Meter Number	Current		Previous		Days	Reading Type	Mult.	kWh Usage	Meter Configuration
		Meter Rdg	Rdg Date	Meter Rdg	Rdg Date					
2ND AVE SE & MINNESOTA AVE			04/01/2024		03/01/2024	31	REGULAR	0		



Detail of Charges

OUTDOOR LIGHT	110 KWH	13.20
POWER COST ADJUSTMENT	110 KWH @ \$.006081	0.67
TOTAL ELECTRIC CHARGES		13.87
CURRENT CHARGES		13.87
TOTAL ACCOUNT BALANCE		13.87

Account 2082200

Service Address	Meter Number	Current		Previous		Days	Reading Type	Mult.	kWh Usage	Meter Configuration
		Meter Rdg	Rdg Date	Meter Rdg	Rdg Date					
CORNER OF MN AVE & CO RD 112			04/01/2024		03/01/2024	31	REGULAR	0		

kWh Use History

Month	Usage (kWh)
Mar	0
Apr	0
May	0
Jun	0
Jul	0
Aug	0
Sep	0
Oct	0
Nov	0
Dec	0
Jan	0
Feb	0
Mar	0

PERIOD ENDING	03/2023	03/2024
Avg Daily Temp	29°	37°
Avg Daily kWh	0	0
Avg Daily Cost	.86	.91

Detail of Charges

OUTDOOR LED LIGHT	38 KWH	13.20
OUTDOOR LIGHT	110 KWH	13.20
POWER COST ADJUSTMENT	148 KWH @ \$.006081	0.90
TOTAL ELECTRIC CHARGES		27.30
CURRENT CHARGES		27.30
TOTAL ACCOUNT BALANCE		27.30

Account 2184100

Service Address	Meter Number	Current		Previous		Days	Reading Type	Mult.	kWh Usage	Meter Configuration
		Meter Rdg	Rdg Date	Meter Rdg	Rdg Date					
COUNTY ROAD 12 - WATER TANK	A33319	28437	04/01/2024	26729	03/01/2024	31	ACTUAL	1	1708	

kWh Use History

Month	Usage (kWh)
Mar	1717
Apr	1546
May	1472
Jun	1334
Jul	1346
Aug	1332
Sep	1314
Oct	1471
Nov	1579
Dec	1725
Jan	1837
Feb	1635
Mar	1708

PERIOD ENDING	03/2023	03/2024
Avg Daily Temp	29°	37°
Avg Daily kWh	55	55
Avg Daily Cost	6.46	7.25

Detail of Charges

SM GENERAL SERVICE - SINGLE PH	METER A33319	
BASIC SERVICE CHARGE		53.70
ENERGY CHARGE	1708 KWH @ \$.094000	160.55
DEMAND (information only)	3.160 KW	0.00
POWER COST ADJUSTMENT	1708 KWH @ \$.006081	10.39
TOTAL ELECTRIC CHARGES		224.64
OPERATION ROUNDUP		0.36
CURRENT CHARGES		225.00
TOTAL ACCOUNT BALANCE		225.00

Account 2247100

Service Address	Meter Number	Current		Previous		Days	Reading Type	Mult.	kWh Usage	Meter Configuration
		Meter Rdg	Rdg Date	Meter Rdg	Rdg Date					
757 RIVER PARK PL SE	A13213	1	04/01/2024	1	03/01/2024	31	ACTUAL	1	0	

kWh Use History

Month	Usage (kWh)
Mar	0
Apr	0
May	0
Jun	0
Jul	0
Aug	0
Sep	0
Oct	0
Nov	0
Dec	0
Jan	0
Feb	0
Mar	0

PERIOD ENDING	03/2023	03/2024
Avg Daily Temp	29°	37°
Avg Daily kWh	0	0
Avg Daily Cost	1.68	1.73

Detail of Charges

SM GENERAL SERVICE - SINGLE PH	METER A13213	
BASIC SERVICE CHARGE		53.70
TOTAL ELECTRIC CHARGES		53.70
CURRENT CHARGES		53.70
TOTAL ACCOUNT BALANCE		53.70



Account 531603

Service Address	Meter Number	Current		Previous		Days	Reading Type	Mult.	kWh Usage	Meter Configuration
		Meter Rdg	Rdg Date	Meter Rdg	Rdg Date					
310 5 STREET NW	A29179	5669	05/01/2024	5657	04/01/2024	30	ACTUAL	1	12	

kWh Use History

Month	kWh Usage
Apr	0
May	0
Jun	33
Jul	196
Aug	217
Sep	101
Oct	14
Nov	16
Dec	17
Jan	17
Feb	15
Mar	14
Apr	12

PERIOD ENDING	04/2023	04/2024
Avg Daily Temp	45°	47°
Avg Daily kWh	0	0
Avg Daily Cost	2.00	2.11

Detail of Charges

METER A29179

RESIDENTIAL - URBAN		
BASIC SERVICE CHARGE		32.00
ENERGY CHARGE	12 KWH @ \$.104000	1.25
DEMAND (information only)	.040 KW	0.00
OUTDOOR LED LIGHT	63 KWH	30.00
POWER COST ADJUSTMENT	75 KWH @ \$-.000380	0.03 CR
TOTAL ELECTRIC CHARGES		63.22
OPERATION ROUNDUP		0.78
CURRENT CHARGES		64.00
TOTAL ACCOUNT BALANCE		64.00

Account 2033401

Service Address	Meter Number	Current		Previous		Days	Reading Type	Mult.	kWh Usage	Meter Configuration
		Meter Rdg	Rdg Date	Meter Rdg	Rdg Date					
325 5TH STREET SE	H57005	8561	05/01/2024	5760	04/01/2024	30	ACTUAL	1	2801	

kWh Use History

Month	kWh Usage
Apr	3322
May	1656
Jun	6208
Jul	5093
Aug	5492
Sep	4861
Oct	2566
Nov	2457
Dec	3116
Jan	2145
Feb	2566
Mar	2817
Apr	2801

PERIOD ENDING	04/2023	04/2024
Avg Daily Temp	45°	47°
Avg Daily kWh	110	93
Avg Daily Cost	26.87	28.69

Detail of Charges

METER H57005

MED GEN DEMAND SVC - THREE PH		
BASIC SERVICE CHARGE (3 PHASE WITH DEMAND)		122.50
ENERGY CHARGE	2801 KWH @ \$.063000	176.46
DEMAND CHARGE	41.69 KW @ \$13.50	562.82
POWER COST ADJUSTMENT	2801 KWH @ \$-.000380	1.06 CR
TOTAL ELECTRIC CHARGES		860.72
OPERATION ROUNDUP		0.88
CURRENT CHARGES		861.60
TOTAL ACCOUNT BALANCE		934.00

Past Due Balance \$72.40

Account 2082100

Service Address	Meter Number	Current		Previous		Days	Reading Type	Mult.	kWh Usage	Meter Configuration
		Meter Rdg	Rdg Date	Meter Rdg	Rdg Date					
2ND AVE SE & MINNESOTA AVE			05/01/2024		04/01/2024	30	REGULAR	0		

kWh Use History

Month	kWh Usage
Apr	0
May	0
Jun	0
Jul	0
Aug	0
Sep	0
Oct	0
Nov	0
Dec	0
Jan	0
Feb	0
Mar	0
Apr	0

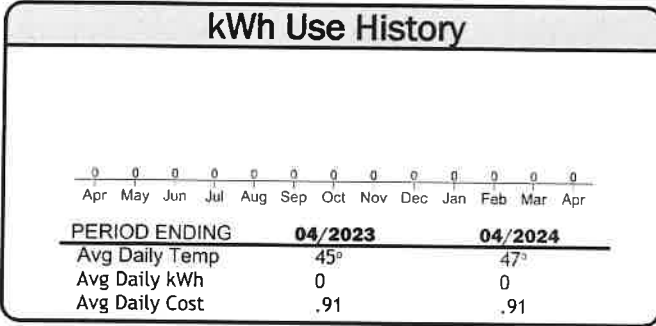
PERIOD ENDING	04/2023	04/2024
Avg Daily Temp	45°	47°
Avg Daily kWh	0	0
Avg Daily Cost	.46	.45

Detail of Charges

OUTDOOR LIGHT	110 KWH	13.20
POWER COST ADJUSTMENT	110 KWH @ \$-.000380	0.04 CR
TOTAL ELECTRIC CHARGES		13.16
CURRENT CHARGES		13.16
TOTAL ACCOUNT BALANCE		13.16

Account 2082200

Service Address	Meter Number	Current		Previous		Days	Reading Type	Mult.	kWh Usage	Meter Configuration
		Meter Rdg	Rdg Date	Meter Rdg	Rdg Date					
CORNER OF MN AVE & CO RD 112			05/01/2024		04/01/2024	30	REGULAR	0		

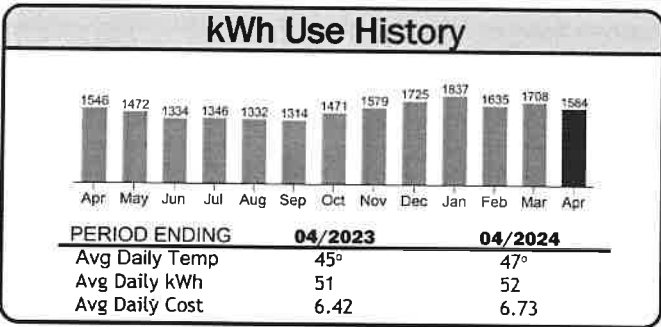


Detail of Charges

OUTDOOR LED LIGHT	38 KWH	13.20
OUTDOOR LIGHT	110 KWH	13.20
POWER COST ADJUSTMENT	148 KWH @ \$-.000380	0.05 CR
TOTAL ELECTRIC CHARGES		26.35
CURRENT CHARGES		26.35
TOTAL ACCOUNT BALANCE		26.35

Account 2184100

Service Address	Meter Number	Current		Previous		Days	Reading Type	Mult.	kWh Usage	Meter Configuration
		Meter Rdg	Rdg Date	Meter Rdg	Rdg Date					
COUNTY ROAD 12 - WATER TANK	A33319	30021	05/01/2024	28437	04/01/2024	30	ACTUAL	1	1584	

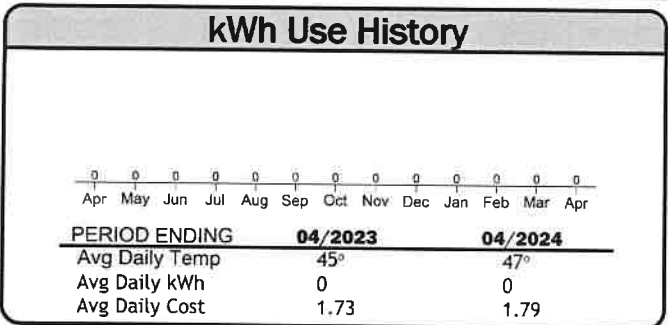


Detail of Charges

SM GENERAL SERVICE - SINGLE PH	METER A33319	
BASIC SERVICE CHARGE		53.70
ENERGY CHARGE	1584 KWH @ \$.094000	148.90
POWER COST ADJUSTMENT	1584 KWH @ \$-.000380	0.60 CR
TOTAL ELECTRIC CHARGES		202.00
CURRENT CHARGES		202.00
TOTAL ACCOUNT BALANCE		202.00

Account 2247100

Service Address	Meter Number	Current		Previous		Days	Reading Type	Mult.	kWh Usage	Meter Configuration
		Meter Rdg	Rdg Date	Meter Rdg	Rdg Date					
757 RIVER PARK PL SE	A13213	1	05/01/2024	1	04/01/2024	30	ACTUAL	1	0	



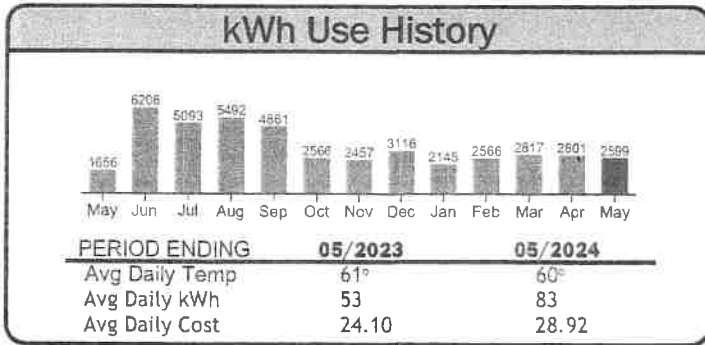
Detail of Charges

SM GENERAL SERVICE - SINGLE PH	METER A13213	
BASIC SERVICE CHARGE		53.70
TOTAL ELECTRIC CHARGES		53.70
CURRENT CHARGES		53.70
TOTAL ACCOUNT BALANCE		53.70



Account 2033401 *100-4940-42801*

Service Address	Meter Number	Current		Previous		Days	Reading Type	Mult.	kWh Usage	Meter Configuration
		Meter Rdg	Rdg Date	Meter Rdg	Rdg Date					
325 5TH STREET SE	H57005	11160	06/01/2024	8561	05/01/2024	31	ACTUAL	1	2599	



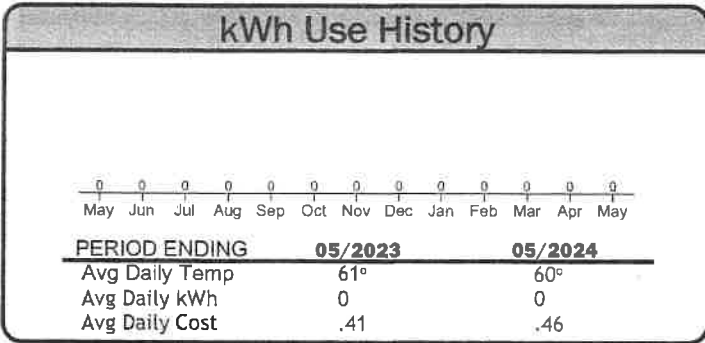
Detail of Charges

MED GEN DEMAND SVC - THREE PH METER H57005

BASIC SERVICE CHARGE (3 PHASE WITH DEMAND)	125.00
ENERGY CHARGE 2599 KWH @ \$.063000	163.74
DEMAND CHARGE 41.20 KW @ \$14.75	607.66
TOTAL ELECTRIC CHARGES	896.40
OPERATION ROUNDUP	0.60
CURRENT CHARGES	897.00
TOTAL ACCOUNT BALANCE	897.00

Account 2082100 *100-4302-42802*

Service Address	Meter Number	Current		Previous		Days	Reading Type	Mult.	kWh Usage	Meter Configuration
		Meter Rdg	Rdg Date	Meter Rdg	Rdg Date					
2ND AVE SE & MINNESOTA AVE			06/01/2024		05/01/2024	31	REGULAR	0		

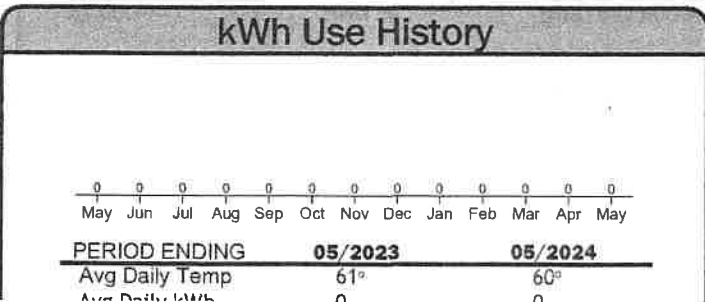


Detail of Charges

OUTDOOR LIGHT 110 KWH	13.70
TOTAL ELECTRIC CHARGES	13.70
CURRENT CHARGES	13.70
TOTAL ACCOUNT BALANCE	13.70

Account 2082200 *100-4302-42802*

Service Address	Meter Number	Current		Previous		Days	Reading Type	Mult.	kWh Usage	Meter Configuration
		Meter Rdg	Rdg Date	Meter Rdg	Rdg Date					
CORNER OF MN AVE & CO RD 112			06/01/2024		05/01/2024	31	REGULAR	0		



Detail of Charges

OUTDOOR LED LIGHT 38 KWH	13.70
OUTDOOR LIGHT 110 KWH	13.70
TOTAL ELECTRIC CHARGES	27.40
CURRENT CHARGES	27.40
TOTAL ACCOUNT BALANCE	27.40

Account 1976603

U00-42400-42801

Service Address	Meter Number	Current		Previous		Days	Reading Type	Mult.	kWh Usage	Meter Configuration
		Meter Rdg	Rdg Date	Meter Rdg	Rdg Date					
CEDAR POINT LN SE-PUMP	A31092	9825	07/01/2024	9564	06/01/2024	30	ACTUAL	1	261	

kWh Use History

PERIOD ENDING	06/2023	06/2024
Avg Daily Temp	70°	68°
Avg Daily kWh	0	8
Avg Daily Cost	.00	1.83

Detail of Charges

ELEC-SHARED WELL &/OR SEPTIC	METER A31092	
BASIC SERVICE CHARGE (WELL)		22.50
ENERGY CHARGE	261 KWH @ \$.124000	32.36
DEMAND (information only)	4.860 KW	0.00
TOTAL ELECTRIC CHARGES		54.86
MINNESOTA SALES TAX		3.77
OLMSTED COUNTY SALES TAX		0.27
OPERATION ROUNDUP		0.10
CURRENT CHARGES		59.00
TOTAL ACCOUNT BALANCE		59.00

Account 2033401

U00-49400-42801

Service Address	Meter Number	Current		Previous		Days	Reading Type	Mult.	kWh Usage	Meter Configuration
		Meter Rdg	Rdg Date	Meter Rdg	Rdg Date					
325 5TH STREET SE	H57005	13715	07/01/2024	11160	06/01/2024	30	ACTUAL	1	2555	

kWh Use History

PERIOD ENDING	06/2023	06/2024
Avg Daily Temp	70°	68°
Avg Daily kWh	206	85
Avg Daily Cost	38.37	32.62

Detail of Charges

MED GEN DEMAND SVC - THREE PH	METER H57005	
BASIC SERVICE CHARGE (3 PHASE WITH DEMAND)		125.00
ENERGY CHARGE	2555 KWH @ \$.063000	160.97
DEMAND CHARGE	40.74 KW @ \$17.00	692.58
TOTAL ELECTRIC CHARGES		978.55
OPERATION ROUNDUP		0.45
CURRENT CHARGES		979.00
TOTAL ACCOUNT BALANCE		979.00

Account 2082100

U00-43002-42802

Service Address	Meter Number	Current		Previous		Days	Reading Type	Mult.	kWh Usage	Meter Configuration
		Meter Rdg	Rdg Date	Meter Rdg	Rdg Date					
2ND AVE SE & MINNESOTA AVE			07/01/2024		06/01/2024	30	REGULAR	0		

kWh Use History

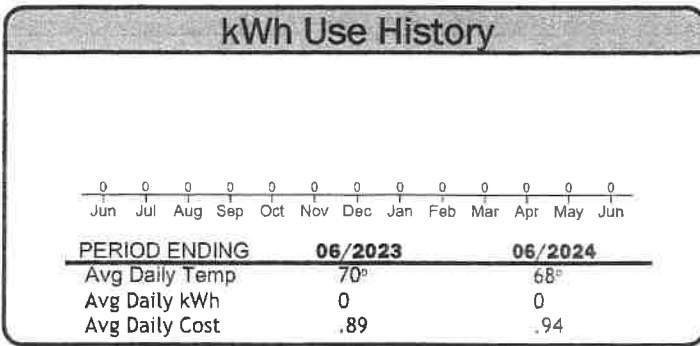
PERIOD ENDING	06/2023	06/2024
Avg Daily Temp	70°	68°
Avg Daily kWh	0	0
Avg Daily Cost	.44	.47

Detail of Charges

OUTDOOR LIGHT	110 KWH	13.70
TOTAL ELECTRIC CHARGES		13.70
CURRENT CHARGES		13.70
TOTAL ACCOUNT BALANCE		13.70

Account 2082200 101-4302-42802

Service Address	Meter Number	Current		Previous		Days	Reading Type	Mult.	kWh Usage	Meter Configuration
		Meter Rdg	Rdg Date	Meter Rdg	Rdg Date					
CORNER OF MN AVE & CO RD 112			07/01/2024		06/01/2024	30	REGULAR	0		

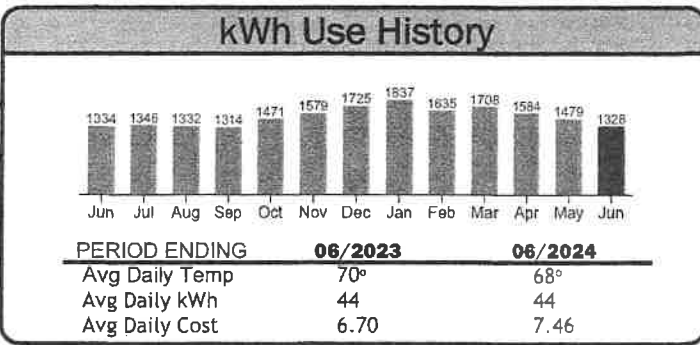


Detail of Charges

OUTDOOR LED LIGHT	38 KWH	13.70
OUTDOOR LIGHT	110 KWH	13.70
TOTAL ELECTRIC CHARGES		27.40
CURRENT CHARGES		27.40
TOTAL ACCOUNT BALANCE		27.40

Account 2184100 100-4040-42801

Service Address	Meter Number	Current		Previous		Days	Reading Type	Mult.	kWh Usage	Meter Configuration
		Meter Rdg	Rdg Date	Meter Rdg	Rdg Date					
COUNTY ROAD 12 - WATER TANK	A33319	32828	07/01/2024	31500	06/01/2024	30	ACTUAL	1	1328	

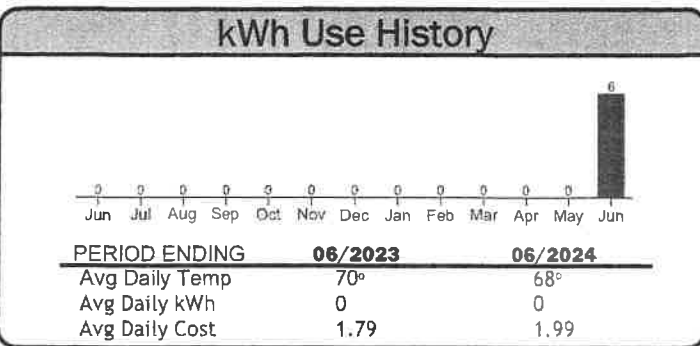


Detail of Charges

SM GENERAL SERVICE - SINGLE PH		METER A33319
BASIC SERVICE CHARGE		59.00
ENERGY CHARGE	1328 KWH @ \$.124000	164.67
DEMAND (information only)	2.640 KW	0.00
TOTAL ELECTRIC CHARGES		223.67
OPERATION ROUNDUP		0.33
CURRENT CHARGES		224.00
TOTAL ACCOUNT BALANCE		224.00

Account 2247100 100-45122-42802

Service Address	Meter Number	Current		Previous		Days	Reading Type	Mult.	kWh Usage	Meter Configuration
		Meter Rdg	Rdg Date	Meter Rdg	Rdg Date					
757 RIVER PARK PL SE	A13213	7	07/01/2024	1	06/01/2024	30	ACTUAL	1	6	



Detail of Charges

SM GENERAL SERVICE - SINGLE PH		METER A13213
BASIC SERVICE CHARGE		59.00
ENERGY CHARGE	6 KWH @ \$.124000	0.74
TOTAL ELECTRIC CHARGES		59.74
CURRENT CHARGES		59.74
TOTAL ACCOUNT BALANCE		59.74

